



SOUTH SOUND FLY FISHERS

THE GARDEN HACKLE

Volume 23 Issue 6

June 2023


Page 3. James Losee of WDFW will be talking about Puget Sound coastal cutthroat.

Page 7. SSFF wins award from WSCFFI.

Page 10. Successful fly fishing outing for 6th, 7th, and 8th graders from Griffin Middle School.

LEADER'S LINE

President Lee Yeager



Let me begin this month's column with a great big thank you to everyone who helped support the South Sound Fly Fisher's 2023 Auction. Many club members worked diligently for many weeks to gather and set up the items for the auction. Members and guests who came to the auction supported SSFF conservation and education programs with their generous financial support. The club auction brought in over \$4,000! Thank you again, everyone.

Ah, June the official start of summer and summer fishing. I have always been partial to summer fishing. Growing up fishing on the Texas gulf coast it meant battling the heat, but also better days of wade fishing in the surf of coastal beach areas. Puget Sound summer fishing is even better though. The opportunities from saltwater to mountain streams are amazing. Make it a point to get out and enjoy the beautiful resources we are blessed to enjoy in our area. This month our club outing is at Deep Lake in Thurston County. Doug Dunster will have more details in the outings page of this newsletter.

A central goal of the South Sound Fly Fishers has always been promoting conservation through teaching the art and science of fly fishing. The educational component is at the core of SSFF. As a club we have been busy this year teaching the Intro to Fly Fishing with the City of Olympia. Club members have taught students at Griffin Middle School fly casting and fly tying as part of a PE class. In the coming months we will be teaching a fly casting class and a fly tying class with the City of Olympia. And several members will be going up to Belfair in July and August to give presentations on fly fishing and tying at the Hub Center. All of these programs take a great deal of time and commitment from many club members, but it is part of what makes the SSFF group special and noticed. The club can always use new participants. You do not have to be an expert to make a contribution, just be willing to get involved.


This month James Losse from the WDFW will be giving a presentation via Zoom (as he will be in Newfoundland, Canada). Come out and join us and see what James has in store.

Remember, fly fishing is the most fun you can have when you are not catching fish.

Lee Yeager



Best Fly Fisher at the Lake © Howard Nanto




June 20, 2023
Puget Sound Coastal Cutthroat

Our speaker for June will be WDFW Coastal (Region 6) Fish Program Manager James Losee, who will be talking about Puget Sound's coastal cutthroat trout. James received his BS from Western Washington University in 2005, and received his MS from Oregon State University in 2012. He is currently pursuing a Ph.D. from Swedish University of Agricultural Sciences. Prior to becoming the Coastal Fish Program Manager, James began his career with WDFW as the area fish biologist for Thurston County and then became the District Fish Biologist for east Kitsap, Pierce and Thurston Counties.



Clear Lake © Howard Nanto



2023 Dues

If you haven't already done so, please pay your 2023 dues as soon as possible. Dues for 2023 are \$40.00 for returning members. There are two convenient ways to pay:

1. You can make your Dues payment by Check. Please mail the check to:

Sound Fly Fishers
PO Box 2792
Olympia, WA 98507

2. You can make your Dues payment using PayPal or a debit/credit card. Please use the link below:

SSFF Returning Member Dues

https://www.paypal.com/donate/?hosted_button_id=BXHH6MJ3T5MAU

SSFF New Member Dues

https://www.paypal.com/donate/?hosted_button_id=MZ7K35R8VKERJ

Munn Lake Fish Fund

The South Sound Fly Fishers have partnered with the Washington Department of Fish and Wildlife to stock Munn Lake with quality sized fish (about 2.5 pounds to the fish) in the spring and in the fall. The fish are raised at the Lakewood Hatchery, and the club provides the funds for purchasing food for these fish.

If you would like to make a donation to help continue the Munn Lake project, please mail your check to: SSFF-Munn Lake Fund, PO Box 2792 Olympia, WA 98507.

A check will avoid credit card and PayPal Fees, but you are certainly welcome to use those methods. Regarding PayPal, there is a button on the top left of the Munn Lake web-page to make a donation via PayPal.

Thank you for supporting this project.



Munn Lake Sunset © Howard Nanto

Membership

Phil Jaramillo, Chair



Membership is now up to 73 members.



Mason County Lake © Howard Nanto

Washington State Council FFI Government Affairs

Mike Clancy, Chair



WSCFFI and The Academy

Washington State Council Fly Fishers International (WSCFFI)

I am proud to report that the South Sound Fly Fishers club has been awarded the **WSCFFI State Club Education Award** for 2023 by the WSCFFI. Our club has a wonderful education program headed up by Randy Allen and his amazing three-ring binder as a guideline, and many, many club members. Between the in-house classes at the Olympia Center and the casting instruction at various locations, the award is totally justified for the South Sound Fly Fishers of Olympia.

NorthWest Youth Conservation Fly Fishing Academy (NWYCFFA)

The Academy will be conducted for the first time at the Panhandle Lake 4H Camp west of Shelton from June 18-24, 2023. Registration is open with all the information on the new website, www.flyfish.academy. The website has all the necessary enrollment forms listed.

Three new Academy Directors - John Gravendyk, 425-615-0356, Bruce Merighi, 509-679-2274, Carol Anderson, 360-298-2999, and Matt Tuttle, Camp Director, will be conducting the academy this year. To learn about the Panhandle 4H Camp, go to their website www.Panhandlecamp.com. The facilities are incredible.

On the next page you'll find a letter from their directors.



22nd Year for the NWYC&FF Academy
by John Gravendyk

Panhandle Lake Camp near Shelton, WA is the sight for the year's academy. It starts on Sunday June 18 and ends Saturday June 24. Though the program cost per student is \$2,200, the tuition for a student is \$500 for the all inclusive (including room and board) week long program. The Academy has a full roster of students signed up at this point (16 boys and girls). There is a wait list currently of 3 or 4 kids for 2023.

We have a dozen presenters lined up and 15 or so volunteers who will help out in various roles. Molly Semenik (FFI Master Casting Instructor) will be providing casting instruction the students and will be with us the entire week. Olympia TU Chapter President J. Michelle Swope will also be leading a class on fly tying as she did in 2022. We are still looking for more volunteers. Interested parties can log onto flyfish.academy or nwyccfa.com, and click on "volunteer" at the top of the homepage. Fill out the form and we will be in contact.

Donations in any amount to help run the program are most appreciated. You may also earmark your contribution of \$500 toward providing tuition to a deserving young person (named or un-named) or a specific scholarship amount if less than full tuition. Please remit your contribution by check to:

NW Youth Conservation & Fly Fishing Academy
% John Gravendyk
818 291st Ave NE
Carnation, WA 98014

The Academy can be a life changing experience for young people as they develop an enlightened understanding of stewardship, conservation and fly fishing. Please help us preserve this program!



THE SOAPBOX

Greetings,

Today's volunteer opportunity is with the U.S. National Forest Service (USFS), specifically, Olympic National Forest. Go to fs.usda.gov/main/Olympic, click on menu, click on working with us, and then volunteering. The volunteer opportunities are different for each national forest. If you want to look at any other national forests, substitute the forest name for Olympic in the link provided above. Type the national forest as one word.

The science fact for today comes courtesy of the Cornell Lab of Ornithology. Hummingbird feather iridescent colors are created at the nanoscopic level. Most bird feather colors are created through pigment, but hummingbirds produce iridescence through the feather structure by scattering light in the feather tips. Inside the nanostructure of hummingbird feathers, stacks of pancake-shaped structures, called melanosomes, function as multi-layer mirrors, with highly precise spacing that results in bright flashes of color that can only be seen at specific angles.



Education / Community Outreach - by Randy Allen

Education

No sooner did we complete our own intro to fly fishing course when our good friend, Stacey Nelson - Griffin Middle School PE teacher, contacted us. She was conducting another fly fishing class for about 55 6th, 7th, and 8th grade students. She requested our help with fly casting and fly tying sessions. Stacey was a very quick-study last year when she inherited the fly fishing class from a retiring teacher. Last year with instruction from Kevin Angevine and Don Alexander each lunch period she learned to tie the next day's fly pattern so she could help present and speak about the tying techniques from her experience.

This year she took on much more responsibility for the course; we were really impressed with how much she had retained to transfer to her students. The 6th grade students were brand new to the fly fishing elective, and many 7th and 8th graders had taken the class last spring in their previous grade level. The returning students impressed us with their experience and skills. They were able to help several new students who had not taken the class last year. The quality of their flies showed notable improvement.

Again, Stacey arranged for a field trip for the youngsters to Long's Pond. There we met a gent from WDFW, John Pahutski, who assured us that the lake had a number of good size fish. Things were a little slow in the cool morning, but after lunch the action improved considerably.

One of the returning students, Emmett, helped his fellow students to catch around 20 blue-gill. Others caught a number of trout, perch, and a sizable carp. It was a great wrap-up to another great course these youngsters really appreciated.

Our crew who made this possible included Kevin Angevine, Doug Dunster, Phil Jaramillo and his neighbor, Aaron, Max Doerge, and Tobey Anderson. Thanks to all of you for contributing your skills toward this excellent community education.



WDFW John Pahutski, Tobey Anderson, Kevin Angevine



Tobey shows off her skill with state-of-the-art "dark side" equipment.



Stacey Nelson, PE Teacher, coaches a student on casting



Fishing at the dock showed more action during the afternoon



Are these youngsters hooked? Look at their smiles!

A beautiful rainbow!

Update: Fly Tying, our formal class, will be held in the fall in the Olympia Center. We will have nine Mondays October 23 through December 14. A new fly will be taught weekly for eight weeks. Also included will be four “lab” evenings to receive additional personal attention to help with the techniques. And yes, homework. Students will learn the fly in the Monday class, then produce another ten or so of them at home.

Here is our annual course program:

Introduction to Fly Fishing-Taught early spring, one night weekly.

What is fly fishing all about? Is this something I want to try?

Students learn fly fishing gear: rods, reels, lines and leaders, waders, boots, and floatation devices (boats). We discuss locating fish in rivers, lakes, and the salt water, as well as local fish species you’ll encounter. Our section on entomology teaches about the life cycles of various insects, and which artificial flies imitate them. Students learn three useful fly-fishing knots.

We include two Saturday mornings to introduce you to the basics of casting a fly rod.

Enrollment is through the City of Olympia Parks, Arts, and Recreation -

Fly Casting - taught spring-early summer, seven weeks, once per week. This class is for single-handed rod casting (not two-handed spey rods). Through this course you will cast a fly line for different situations including the wind. You’ll also learn to overcome the effect upon your line by moving river water.

Introduction to Fly Tying - taught in the fall, nine weeks. Students learn a new fly each week. Students also tie flies at home and bring their homework to the next class. The instructor-to-student ratio ensures students receive individual attention. We teach a variety of flies useful anywhere including nymphs, streamers, and dry flies. After completing the course students can apply their skills to other similar flies.

Please contact me with questions.



June 22 & 24 - Deep Lake

June 22 & 24 - Deep Lake at Millersylvania State Park (Thurston County) - rainbow, bluegill, bass, perch, pumpkinseed sunfish.

You cannot launch boats from a trailer here, but there is good access for car toppers, float tubes, and pontoons. There is a fishing dock and good access for bank fishing throughout the park. It could be crowded on the weekend. I fished it in on a weekday in early June. Rainbow were not being cooperative, but I had fun catching lots of bluegill, sunfish and small bass.

Flies: chironomids, wooly buggers, leeches, damsel flies, soft hackles

Lines: floating, intermediate, or full sink depending on style of fishing.

Recent Plants:

- April 12 - May 23 - 3 plants totaling ~ 11,000 (1/4 lb.)

Directions: Use Google Maps and get Directions. Southbound I-5 to 93 St; Exit Eastbound. Turn right on Tilley Rd. Head South to Millersylvania State Park.

SSFF 2023 OUTINGS

- Jun 22 & 24 Deep Lake - Thurston Co.
Bluegill, bass, rainbow trout.
- Jul 20 & 22 North Fork Skokomish River - Mason Co.
Rainbow trout.
- Aug 24 & 26 TBD beach for pink and coho salmon. Looking for suggestions for a beach where there is good access to fish and not too many folks tossing buzz bombs.
Some candidates include Browns Point, Dash Point, and Point No Point.
- Sep 21 & 23 Deschutes River - Thurston Co.
Rainbow and cutthroat trout.
- Oct 19 & 21 Nahwatzel Lake - Mason Co.
Rainbow trout.
- Nov 16 & 18 Twanoh State Park - Mason Co.
Chum salmon.



Columbia River © Howard Nanto

Greetings Fly Fishers:

Here is a book on fishing for one of the most iconic fish in Puget Sound:

“FLY FISHING FOR SEARUN CUTTHROAT IN SOUTH PUGET SOUND”

Mel Hurd, past President and a longtime member of SSFF, is the author of this incredible booklet. Mel originally wrote the booklet in 1993 and revised it in 2006. The 20 page booklet is one of the most informative references for the South Sound area with locations, tactics, etc. This booklet comes highly recommended by many members of our club who have had success by following Mel’s tips.

It is a wonderful booklet, referencing everything you can think of regarding “FLY FISHING FOR SEARUN CUTTHROAT IN SOUTH PUGET SOUND.” It’s very informative and an easy read. Fishing the salt is great in our area, and there are references to areas for easy access for fishing for searuns, plus recommendations on equipment and fishing techniques.

With Mel’s permission SSFF is offering his booklet to interested members and non-members. We are asking for a minimum donation of \$10 which includes shipping via U.S. Mail (U.S. addresses only). All proceeds go into our Conservation donation fund. Some members have donated more than the minimum. For your extra donations we thank you!

Either send a check to Jim Maus Treasurer SSFF PO Box 2792, Olympia WA 98507 or use PayPal/credit card/debit card:

https://www.paypal.com/donate/?hosted_button_id=GYWE6RQWY2CF4

As soon as Jim receives your donation he will notify me with your address, and I will get the booklet to you.

If you pay electronically, you will receive your booklet sooner than sending your check to the PO Box.



The club is requesting donations from both club members and non-member donors for the club's fund raisers at our monthly meeting raffles. Donations can be new or used.

In addition, the donation of equipment is also welcome to be used in the club's outreach activities related to fly tying and fly casting.

If you have an item to donate please contact me using the *Contact* link on the club's web-site.





Chuck Tryon's B.U.B. Fly © FFI Fly Tying Video Library

B.U.B (Big Ugly Bug) Fly

Materials List:

Hook: TMC 200R or Daiichi 1270

Weight: 0.20 lead

Thread: 6/0 yellow thread

Tail: Light olive arctic fox tail hairs

Body: Yellow chenille (size 2) or yellow ultra chenille (standard), or peacock hurl

Body Hackle: Yellow feather

Antennae and Tail: 2 pieces of yellow round rubber (medium)

Tying Steps

Step 1: Put on 10 wraps of lead.

Step 2: Center the lead between the hook eye and hook point and then use a regular thread or flossier thread to tie the lead down. Wrap thread in front and behind lead to make a nice smooth body. Make sure all the lead wraps are covered. Tie off the thread with a couple of half hitches at the front.

Step 3: Now make a base with the 6/0 yellow thread. Bring it all the way back to the hook barb and build it up a little.

Step 4: Take two pieces of medium round rubber (leave them together) and place on top of the hook such that half of it is in the front and half of it is behind. Tie it in at the hook point and wrap to the front of the hook and then back to where it was first tied in.

Step 5: Take a yellow feather, strip some of it back at the base and then tie in where the rubber was first tied in.

Step 6: Take a piece of yellow chenille, strip a little from the tip and tie in at same location the feather was tied in. Wrap the thread to the front of the hook and make a half hitch. Then wrap the chenille to the front the front of the hook and tie off. Make a half hitch.

Step 7: Wrap the feather towards the front palmer style and tie off. The pull everything back and make a few wraps under the rubber. The do a double whip finish.

Step 8: Pull front antennae back and measure to where it is just beyond hook. Give it a little pull and then cut. The two pieces will flair. Repeat for the tail. Pull forward and measure to the front of the hook eye, give it a little pull and cut. The two pieces will flair.

Tying Instructions:

<https://youtu.be/XLJid-Ai-EY>

Club members are welcome to submit suggestions for a fly of the month. Please include a picture of the finished fly and tying instructions. Please send them to Bruce Baker (newsletter editor).



Little Green © Howard Nanto

Classifieds

If you have an item or items that you would like to sell, please send a description, price, and contact information to Bruce Baker (newsletter editor).

The classifieds section is a courtesy to club members and all sales are the responsibility of the seller and the buyer. The South Sound Fly Fishers assumes no liability and will not settle disputes.



Dewatto Bay © Howard Nanto



SOUTH SOUND FLY FISHERS – 2023 Officers, Directors, Chairs

President: Lee Yeager

Vice President: Randy Allen

Secretary: Mike Poe (acting)

Treasurer: Jim Maus

Director at Large: Kevin Angevine

Director at Large: Jared Wood

Past President: Randy Allen

Conservation: Harry Griffith

Education: Randy Allen

Fundraising: Kevin Angevine

Membership: Phil Jaramillo

Outings: Doug Dunster

Programs: Lee Yeager

Webmaster/Facebook: Vic Andrade

Newsletter Editor: Bruce Baker

FFI/Gov't: Mike Clancy

Board of Directors Zoom meetings are held the first Tuesday of every month starting at 7:00 pm.

Club Meetings are conducted by Zoom and in-person at 7:00pm the third Tuesday of every month except August and December. Zoom is open at 6:30 if you want to visit and talk fly fishing. In-person meetings are held at the North Olympia Fire Department located at 5046 Boston Harbor Road NE, Olympia, WA. 98506. Doors will open at 6:30pm and the evening's program will start promptly at 7:15pm.

Directions:

From the north - Use I-5 south exit 105B and stay right toward the port of Olympia. Follow the main road as it changes its name to East Bay Drive and then to Boston Harbor Road. About 4 miles north of the State Ave. signal is a Shell gas station; you'll find the Fire Department just past the Shell on the right side.

From the south - Use I-5 north exit 105 and stay right toward the port of Olympia. Go right (north) at the round-a-bout, then left at the Plum Street signal. Continue up Plum St. as it changes its name to East Bay Drive and then to Boston Harbor Road. About 4 miles north of the State Ave. signal is a Shell gas station; you'll find the Fire Department just past the Shell on the right side.

The meeting announcement and meeting Zoom code are sent to members and friends about a day ahead of the meeting by email. Website: southsoundflyfishers.com.
USPS Mail Address: SSFF, PO BOX 2792, Olympia WA 98507

SSFF Garden Hackle Newsletter
© June 2023