



SOUTH SOUND FLY FISHERS

THE GARDEN HACKLE

Volume 23 Issue 9

September 2023


Page 1. Leader's line by club president Lee Yeager.

Page 3. This month's program will feature club member Don Freeman talking about fishing for sea-run cutthroat trout in Puget Sound.

Page 11. This month's outing is to Blue Creek (tributary of the Cowlitz River).

LEADER S LINE

President Lee Yeager



Leader Lines

What got you interested in fly fishing? What aspects of fly fishing keep you interested and focused on learning and enjoyment? Personally, I got interested in fly fishing just out of curiosity. I grew up fishing with bait casting rods and reels. I would see photos of people casting a fly rod and I wondered, "how did they do that?" I also just assumed that fly fishing was only done in mountainous areas with streams and rivers.

Well, I learned to fly fish in the warm water lakes of north Texas. I also learned that people fly fish wherever there is water. I bring this up because it speaks to what the South Sound Fly Fishers club is all about. We are a group committed to conservation through education. We focus on teaching people how to learn to fish with a fly rod, how to cast a fly rod, and how to learn to tie flies. This year the club has been able to return to our *Introduction to Fly Fishing* class and we will be teaching our *Introduction to Fly Tying* class this fall. Both classes are conducted in partnership with the City of Olympia's Parks, Arts, and Recreation

Department. Both classes have maxed out enrollments. This tells me that there is a strong interest in learning to fly fish in our community. If you are new to fly fishing and want to learn more and/or increase your skills, you are in the right place. If you are an experienced fly fisher and willing to share your knowledge and experience, we can always use help in our classes.

Last month we hosted our annual club picnic in lieu of a regular meeting. This year's picnic was very successful with over two dozen members and guests joining in the fun and food. Despite the day being one of the hottest days of the year, we had a nice breeze and fun times. Thanks to everyone who helped to make this year's picnic a fun event.

There is a change in our monthly outing. The calendar of outings posted in previous newsletters had September scheduled to be on the Deschutes River in Thurston County. We have changed the location to Blue Creek in Lewis County. See the outings page for Doug Dunster's update on this new location.


And finally, we are still looking for a few people who are interested in serving on the Board of Directors as committee chairs or as officers. We will need to fill the positions of Conservation chair and Treasurer as both current holders are retiring. Please let me know if you are interested.

Remember, fly fishing is the most fun you can have when not catching fish.

Lee Yeager




Steilacoom © Howard Nanto



September 19, 2023
Fishing Puget Sound For Sea-run
Cutthroat Trout

Don Freeman will be presenting his Fishing Puget Sound for Sea-run Cutthroat Trout this month. Don is a long-time member of the South Sound Fly Fishers and a veteran fly fisher of Puget Sound. He served the club in many offices in past years and has been a vocal advocate for area conservation measures. You will find Don's presentation engaging and informative, and the stories that he shares about his experiences are not to be missed.

We should have a Zoom link to the meeting set up for those who cannot get out to the meeting in person. The invitation will be emailed to everyone on Sunday, September 17. We hope to see you at the fire station.



Port Angeles Sunrise © Howard Nanto



2023 Dues

If you haven't already done so, please pay your 2023 dues as soon as possible. Dues for 2023 are \$40.00 for returning members. There are two convenient ways to pay:

1. You can make your Dues payment by Check. Please mail the check to:

Sound Fly Fishers
PO Box 2792
Olympia, WA 98507

2. You can make your Dues payment using PayPal or a debit/credit card. Please use the link below:

SSFF Returning Member Dues

https://www.paypal.com/donate/?hosted_button_id=BXHH6MJ3T5MAU

SSFF New Member Dues

https://www.paypal.com/donate/?hosted_button_id=MZ7K35R8VKERJ

Munn Lake Fish Fund

The South Sound Fly Fishers have partnered with the Washington Department of Fish and Wildlife to stock Munn Lake with quality sized fish (about 2.5 pounds to the fish) in the spring and in the fall. The fish are raised at the Lakewood Hatchery, and the club provides the funds for purchasing food for these fish.

If you would like to make a donation to help continue the Munn Lake project, please mail your check to: SSFF-Munn Lake Fund, PO Box 2792 Olympia, WA 98507.

A check will avoid credit card and PayPal Fees, but you are certainly welcome to use those methods. Regarding PayPal, there is a button on the top left of the Munn Lake web-page to make a donation via PayPal.

Thank you for supporting this project.



Munn Lake Trout © Howard Nanto

Membership

Phil Jaramillo, Chair




Membership is at 91 members.



Hermosa Beach, CA © Howard Nanto

Washington State Council FFI Government Affairs

Mike Clancy, Chair



WSCFFI and The Academy

Washington State Council Fly Fishers International (WSCFFI)

The Clark-Skamania Flyfishers have agreed to help host a Casting Fair in Vancouver in the fall of 2024. The target is for September, with the search for a venue and date.

FFI national is going to participate in the Fly Fishing Show that will be held in Bellevue (Meydenbauer Center), February 17-18, 2024. They are looking for support from the WSCFFI/FFI for casting clinics, fly tying demos and classes, knot tying, etc.

The WSCFFI has reserved Saturday, May 4, 2024 at Ballinger Center for its next casting fair.

The Oregon Council FFI will put on a large fly-tying show in Albany, Oregon, March 8-9, 2024.

NorthWest Youth Conservation Fly Fishing Academy (NWYCFFA)

There is nothing to report this month.



THE SOAPBOX

Today's conservation action items are to check out/support/assist/contribute to the two local salmon enhancement groups (SEG). These are the Hood Canal Salmon Enhancement Group (<https://www.pnwsalmoncenter.org>) and the South Puget Sound Salmon Enhancement Group (<https://spsseg.org>).

Today's science based facts are about lidar (light detection and ranging). Lidar has many uses including mapping the upper limit of trout habitat in stream headwaters, archeology such as detecting hidden Mayan ruins, self-driving vehicles, methane emission detection, landslide and other hidden geologic mapping, interpreting the forest structure and composition, as well as the shape of trees and the mapping of invasive lake trout in Yellowstone Lake for their removal when they are close to shore and spawning. There are many more that I have not mentioned.

For personal reasons this will be my final column.



Westslope Cutthroat Trout © Howard Nanto



Education / Community Outreach

Education

Our formal Introduction to Fly Tying class will be held in the Olympia Center Mondays, October 23 through December 14. We will teach eight fly patterns. We also include four “lab” evenings to provide students additional attention to help with the techniques. And yes, homework. Students will learn the fly in the Monday class, then tie more flies at home.

The class has hit maximum enrollment of 15 - BUT - the city is keeping a wait-list. Enroll into the wait-list if you’re interested. The sooner the better. Last year a couple of people dropped out before class started which allowed wait-listed people to attend.

To enroll here is the link. On the right side of their web-page click Waiting List.

https://anc.apm.activecommunities.com/olymparkartsrec/activity/search/detail/10607?onlineSiteId=0&from_original_cui=true&locale=en-US.

Fly Tying Instructors Needed!

We need nine instructors to help teach 15 students to tie in our upcoming fly tying class.

You will work with the students one-on-one as they need. This is not about teaching the pattern in front of the room. We have established a good training method for that, and we have that covered. If you are really interested in that aspect let me know.

We know some students will require more help than others. I know that nine instructors sounds like a lot, but when you subtract one instructor for each student who needs more assistance, that leaves eight instructors - one for two students.

Please contact me if you can help. We teach Mondays, Oct 23 - Dec 18. I will provide you with the student handouts for each fly so that you can tie them at home and see where the student may experience difficulties.

It’ll be fun. You’ll see.

The students and I thank you in advance for your participation.

Here is our annual education program:

Introduction to Fly Fishing-Taught early spring, one night weekly.

What is fly fishing all about? Is this something I want to try?

Students learn fly fishing gear: rods, reels, lines and leaders, waders, boots, and floatation devices (boats). We discuss locating fish in rivers, lakes, and the salt water, as well as local fish species you'll encounter. Our section on entomology teaches about the life cycles of various insects, and which artificial flies imitate them. Students learn three useful fly-fishing knots.

We include two Saturday mornings to introduce you to the basics of casting a fly rod.

Enrollment is through the City of Olympia Parks, Arts, and Recreation -

Fly Casting - taught spring-early summer, seven weeks, once per week. This class is for single-handed rod casting (not two-handed spey rods). Through this course you will cast a fly line for different situations including the wind. You'll also learn to overcome the effect upon your line by moving river water.

Introduction to Fly Tying - taught in the fall, nine weeks. Students learn a new fly each week. Students also tie flies at home and bring their homework to the next class. The instructor-to-student ratio ensures students receive individual attention. We teach a variety of flies useful anywhere including nymphs, streamers, and dry flies. After completing the course students can apply their skills to other similar flies.

Please contact me with questions.

Education - Outreach

Kevin Angevine promotes this club. A lot. Earlier this year he was shopping in Belfair on the lookout for materials to tie flies. Next thing, he's talking to the young lady who coordinates the HUB Community Center - that stands for Hospitality, Unity, and Belonging.

The HUB is always in search of new summer programs to provide to their community. The discussion turned to fly-fishing, and, would you believe it, but we have an introductory course we present in Olympia? -

HUD booked SSFF for two two-hour sessions in July and August. A small, but enthusiastic group attended our Introduction to Fly Fishing. And, several of the attendees at the first session returned to the second session when we taught them to tie the Woolly Bugger fly. One of the gents was a long-time friend of Frank Amato; most of us with any regional book on fly tying have an Amato book or two on our shelves. He had not tied in years, and he appreciated us reacquainting with the process. Another gent had never tied, but with our help produced a respectable fly any of us would fish.

We owe our thanks to the following members for helping with this community outreach effort. Kevin Angevine, Lee Yeager, Randy Allen, Doug Dunster, and Phil ("Lefty") Jaramillo. It's always good to have Phil along when we teach tying. We never know how many lefties will be in our classes, and Phil is the southpaw we need.

Thanks guys - another job very well done!



September 21 & 23 - Blue Creek

Blue Creek on the Cowlitz River - Coho salmon, fall Chinook salmon, summer-run steelhead trout, sea-run cutthroat trout

Meet: Papa Bear's Exit 68 at 7:00 am

Change of plans from original scheduled outing. This month's outing will be to Blue Creek on the Cowlitz River. There should be a variety of salmonids available including, coho, fall chinook, summer run steelhead and sea-run cutthroat. I have never fished there so look for others to provide more advice and tips.

Coho run is just getting started. It typically peaks in October. Some of the summer-run steelhead trout that arrive at the hatchery get recycled (i.e. trucked back down river to give fishermen another shot at them).

See the following link for fish counts through Sept. 1, 2023 -- [9-01-2023-Weekly-Tables.pdf \(mytpu.org\)](#)


Flies: variety of typical salmon and steelhead streamers

Lines: 8 wt. shooting heads with sink tips

Directions: From I-5, east on US 12 for 6.6 mi, right on Tucker Rd. for 1 mi, left on Chasse Rd. for 2.1 mi, left on Spencer Rd. for 1 mi, right on Blue Creek Ln. and follow to the end.

SSFF 2023 OUTINGS

- Sep 21 & 23 Blue Creek (Cowlitz River) - Cowlitz Co.
Rainbow and cutthroat trout.
- Oct 19 & 21 Nahwatzel Lake - Mason Co.
Rainbow trout.
- Nov 16 & 18 Twanoh State Park - Mason Co.
Chum salmon.



Sunset Pacific Ocean © Howard Nanto

Greetings Fly Fishers:

Here is a book on fishing for one of the most iconic fish in Puget Sound:

“FLY FISHING FOR SEARUN CUTTHROAT IN SOUTH PUGET SOUND”

Mel Hurd, past President and a longtime member of SSFF, is the author of this incredible booklet. Mel originally wrote the booklet in 1993 and revised it in 2006. The 20 page booklet is one of the most informative references for the South Sound area with locations, tactics, etc. This booklet comes highly recommended by many members of our club who have had success by following Mel’s tips.

It is a wonderful booklet, referencing everything you can think of regarding “FLY FISHING FOR SEARUN CUTTHROAT IN SOUTH PUGET SOUND.” It’s very informative and an easy read. Fishing the salt is great in our area, and there are references to areas for easy access for fishing for searuns, plus recommendations on equipment and fishing techniques.

With Mel’s permission SSFF is offering his booklet to interested members and non-members. We are asking for a minimum donation of \$10 which includes shipping via U.S. Mail (U.S. addresses only). All proceeds go into our Conservation donation fund. Some members have donated more than the minimum. For your extra donations we thank you!

Either send a check to Jim Maus Treasurer SSFF PO Box 2792, Olympia WA 98507 or use PayPal/credit card/debit card:

https://www.paypal.com/donate/?hosted_button_id=GYWE6RQWY2CF4

As soon as Jim receives your donation he will notify me with your address, and I will get the booklet to you.

If you pay electronically, you will receive your booklet sooner than sending your check to the PO Box.



The club is requesting donations from both club members and non-member donors for the club's fund raisers at our monthly meeting raffles. Donations can be new or used.

In addition, the donation of equipment is also welcome to be used in the club's outreach activities related to fly tying and fly casting.

If you have an item to donate please contact me using the *Contact* link on the club's web-site.





Mike Kinney's Reversed Spider © Timothy Bird

Mike Kinney's Reversed Spider Fly

Materials

Hook: Daiichi 1270, TMC 200, Tiemco 200R size 4 or 12

Thread: 6/0 black (or choose color to match body color)

Body: Medium black chenille for larger flies and small chenille for flies sized 10 and 12 (can also use dubbing instead of chenille).

Tail: Amherst pheasant tippet (any feather such as golden pheasant tippet, dyed or natural mallard flank, or well-marked duck flank can be substituted).

Wing: Amherst pheasant tippet (any feather such as golden pheasant tippet, dyed or natural mallard flank, or well-marked duck flank can be substituted).

Tying Instructions

1. Attach the thread and build a short base behind the hook eye.
2. Choose an Amherst feather and strip the lower fibers and the aftershaft. Stroke the remaining fibers back and cut off about $\frac{3}{4}$ " of the tip to be used later for the tail. Tie in the feather right behind the hook eye, stroke the feathers forward and then wrap the hackle back toward the hook bend (about 3-4 turns or until all feathers wrapped) and tie off. The hackle fibers should be facing forward like a cone. Should there be any fibers facing toward the rear of the hook, cut them off.
3. Wrap the thread back to about $\frac{1}{8}$ " in front of the hook point and tie the tip that was cut off in the previous step as the tail.

4. Wrap the thread to a spot close to, but behind where the hackle was tied and tie in a hackle. Wrap the hackle back 3-4 (wraps) along the hook shank, with each successive turn butted up to the previous one. Tie off and cut off excess stem and fibers.
5. Wrap the thread back to a point that is half way between the hackle and tail. Then Tie in the chenille. Wrap the chenille forward (and be sure to cover over the hackle butts) to just behind the hook eye.
6. Wrap the chenille back of the first layer and then continue to base of the tail, tie off, and the cut off the chenille.
7. Whip finish.

Fly tying steps were taken from Preston Singletary (Washington) from the fly of the month from flyanglersonline.com and from both Timothy Bird and The Confluence Fly Shop.

<https://youtu.be/q007uZDoVuE> Timothy Bird and tied using chenille.

<https://youtu.be/lXWdDgosTNO> Confluence Fly Shop and tied using dubbing.

Please note that the picture of the fly of the month is for just showing what the fly looks like and does not condone the use of barbed or barbless hooks. Please consult the regulations on where you plan to fish to determine if your hooks can be barbed or need to be barbless.

Classifieds

If you have an item or items that you would like to sell, please send a description, price, and contact information to Bruce Baker (newsletter editor). See the club web site, and use the Contact form.

The classifieds section is a courtesy to club members and all sales are the responsibility of the seller and the buyer. The South Sound Fly Fishers assumes no liability and will not settle disputes.



Long Beach Pier (CA) © Howard Nanto



SOUTH SOUND FLY FISHERS – 2023 Officers, Directors, Chairs

President: Lee Yeager

Vice President: Randy Allen

Secretary: Mike Poe (acting)

Treasurer: Jim Maus

Director at Large: Kevin Angevine

Director at Large: Jared Wood

Past President: Randy Allen

Conservation: Harry Griffith

Education: Randy Allen

Fundraising: Kevin Angevine

Membership: Phil Jaramillo

Outings: Doug Dunster

Programs: Lee Yeager

Webmaster/Facebook: Vic Andrade

Newsletter Editor: Bruce Baker

FFI/Gov't: Mike Clancy

Board of Directors Zoom meetings are held the first Tuesday of every month starting at 7:00 pm.

Club Meetings are conducted by Zoom and in-person at 7:00pm the third Tuesday of every month except August and December. Zoom is open at 6:30 if you want to visit and talk fly fishing. In-person meetings are held at the North Olympia Fire Department located at 5046 Boston Harbor Road NE, Olympia, WA. 98506. Doors will open at 6:30pm and the evening's program will start promptly at 7:15pm.

Directions:

From the north - Use I-5 south exit 105B and stay right toward the port of Olympia. Follow the main road as it changes its name to East Bay Drive and then to Boston Harbor Road. About 4 miles north of the State Ave. signal is a Shell gas station; you'll find the Fire Department just past the Shell on the right side.

From the south - Use I-5 north exit 105 and stay right toward the port of Olympia. Go right (north) at the round-a-bout, then left at the Plum Street signal. Continue up Plum St. as it changes its name to East Bay Drive and then to Boston Harbor Road. About 4 miles north of the State Ave. signal is a Shell gas station; you'll find the Fire Department just past the Shell on the right side.

The meeting announcement and meeting Zoom code are sent to members and friends about a day ahead of the meeting by email. Website: southsoundflyfishers.com.
USPS Mail Address: SSFF, PO BOX 2792, Olympia WA 98507

SSFF Garden Hackle Newsletter
© September 2023