



SOUTH SOUND FLY FISHERS

THE GARDEN HACKLE

Volume 23 Issue 11

November 2023


Page 1. Leader's line by club president Lee Yeager.

Page 5. This month's program will feature Rick Davidson talking about Project Healing Waters.

Page 14. This month's outing is to Twanoh State Park on the Hood Canal for chum salmon.

LEADER'S LINE

President Lee Yeager



Leader's Lines,

Looks like we made it to another fall fishing season. Several members have recently shared their fishing trips for sea-run cutthroats, and it sure makes me anxious to get into the salt. This is a good time to get out and cast a few new flies. Soon the colder weather will find us, and some people, like me, tend to stay indoors more.

The month of November is when the South Sound Fly Fishers officially vote for the coming year's slate of officers. I encourage all members to attend the club meeting on November 21 at the fire station on Boston Harbor Rd to cast your vote. There is a list of candidates and offices included in the newsletter. This month's meeting is during Thanksgiving week and some members may be traveling. Next year the third Tuesday of November comes the week before Thanksgiving.

The Board of Directors for the club met on November 7 to consider and make determinations of donations to conservation and educational groups. At the beginning of 2023 the BOD proposed, and the club approved a budget that allocated \$1,350 for donations. Due to the success of the club's bi-annual auction back in May, the BOD decided to increase the amount allocated to conservation and education groups to \$1,850. The South Sound Fly Fishers will send donations to the following organizations:

- Fly Fishers International \$350
- Hood Canal SEG \$300
- Casting for Recovery \$300
- Project Healing Waters \$300
- The Osprey \$300
- Western River Conservancy \$300

These amounts are in addition to the annual contributions the club makes to the Northwest Youth Conservation and Fly Fishing Academy and to WDFW for the Munn Lake Stewardship program.

I extend a hearty thank you to everyone who supported our auction this year and to those who also continue to support our Munn Lake fund drive. If I do not see you at this month's meeting, have a wonderful Thanksgiving and be well.

Lee Yeager



Cannon Beach, OR © Howard Nanto

Outings in 2024

Our Outings chairman is Doug Dunster. He does a great job putting together a calendar of outings each year. He always tries to balance the monthly outings so that they are a mixture of lakes, rivers, and saltwater locations.

To make the outings more successful we need members' and guests' input on where you want to fish. So, we are asking for you to call, email, text, or tell an officer or committee chair your ideas of places for club outings.

Are you interested in any overnight trips to locations that are longer drives from the Olympia area? Do you have a favorite lake? Do you prefer locations that you can easily wade; be they salt or freshwater?

Are you interested in or willing to serve as a ghillie to an outing? The ghillie is the person who provides information about the fishing location and who has some knowledge of how it fishes.

Outings are an essential part of getting together to socialize and to help new members learn more about fly fishing: fly selection, reading water, hook setting, retrieval and landing fish.



Chum time © Howard Nanto

SSFF 2024 Officer Candidates

President	Jared Wood
Vice President	Max Doerge
Secretary	Vacant - to be filled
Treasurer	Lee Yeager
Director At-Large 1-yr	Dalton Gorham
Director At-Large 2-yr	Tim Veneziano
Past President	Lee Yeager

Committee Chairs

Conservation	Vacant
Education	Randy Allen
FFI	Mike Clancy
Fundraising	Kevin Angevine
Membership	Phil Jaramillo
Newsletter	Dave Brombach
Outings	Doug Dunster
Programs	Lee Yeager
Media/Website	Vic Andrade




November 21, 2023
Rick Davidson
Project Healing Waters

This month Rick Davidson from Project Healing Waters will be our guest speaker. Project Healing Waters Fly Fishing, Inc. began in 2005 serving wounded military service members at Walter Reed Army Medical Center who were returning from combat in Iraq and Afghanistan. Since then PHW has expanded nationwide, establishing its highly successful programs in the Department of Defense Hospitals, Warrior Transition Units, and Veterans Affairs Medical Centers and Clinics.

Rick will speak about the work and events that PHW conducts that are based out of JBLM. I am sure that you will find Rick's presentation informative and inspiring. I hope to see you at the fire station.



Project Healing Waters © www.projecthealingwaters.org/JBLM



2023 has been a good year for the South Sound Fly Fishers. We will finish the year with a surplus in our budget. The table below shows the amount that was in the club checking account at the beginning of 2023 and where we stand as of the first of November.

	Budget	Actual to date
Beginning Fund Balance	\$17,217.00	\$17,217.00
Revenue	\$10,151.00	\$10,538.00
Expenditures	\$4,995.00	\$3,958.00
Conservation	\$1,350.00	\$1,850.00
Dedicated Conservation Funds	\$1,700.00	\$1,700.00
Ending Fund Balance	\$19,323.00	\$20,247.00

On an annual basis, the club carries more money than we need to fund the club's operations. For this reason the BOD authorized the current treasurer, Jim Maus, to move some of the funds into a high yield savings account. This will earn the club a much better rate of return than we currently receive.

Club Membership and Dues

Membership runs from January 1 to December 31. Pay online with PayPal or credit card. Alternatively, download and complete the [Membership Application](#). Return it with a check for \$45.00 for new members, \$40.00 for existing members renewing, or if you are joining after July 1, \$25.00. Please note that \$5 of a new member's fee is for the name badge. **Family memberships:** Spouses or significant others are considered a family membership. A family membership is \$50 (includes \$5 for each member's name badge). Renewing a family membership is \$40.

There are two convenient ways to pay your membership fee:

1. You can make your Dues payment by Check. Please mail the check to:

Sound Fly Fishers
PO Box 2792
Olympia, WA 98507

2. You can make your Dues payment using PayPal or a debit/credit card. Please use the link below:

SSFF Returning Member Dues

https://www.paypal.com/donate/?hosted_button_id=BXHH6MJ3T5MAU

SSFF New Member Dues

https://www.paypal.com/donate/?hosted_button_id=MZ7K35R8VKERJ

Munn Lake Fish Fund

The South Sound Fly Fishers has a contractual agreement with the Washington Department of Fish and Wildlife for the purpose of helping to purchase fish food. The WDFW plants fish in Munn Lake. The money you donate to the Munn Lake fund is for this purpose. WDFW does not allow us to purchase fish, so we give the money for the purchase of fish food to grow and plant bigger fish. To my knowledge we are the only club in our area that does this with the WDFW. Each year we agree to pay the WDFW \$1,200, and each year the club conducts a fundraising drive to raise the \$1,200. Those of us who love to fish Munn Lake consider this a bargain. So far this year we have just about met our fundraising goal.

I thank all of you who have donated to the Munn Lake project this year and in past years. It is not too late to help us reach our goal for this year. So go fish Munn Lake. The fish are waiting on you.

If you would like to make a donation to help continue the Munn Lake project, please mail your check to: SSFF-Munn Lake Fund, PO Box 2792 Olympia, WA 98507.

A check will avoid credit card and PayPal Fees, but you are certainly welcome to use those methods. Regarding PayPal, there is a button on the top left of the Munn Lake web-page to make a donation via PayPal.

Membership

Phil Jaramillo, Chair




Membership is at 98 members.



Lighthouse, Long Beach, CA © Howard Nanto

Washington State Council FFI Government Affairs

Mike Clancy, Chair



WSCFFI and The Academy

Washington State Council Fly Fishers International (WSCFFI)

In 2024 the FFI is going to lead events in Seattle and Vancouver and participate in a Bellevue show in an effort to take FFI's message on the road to as many people as possible. Since the Covid pandemic fly fishing has enjoyed a surge of popularity in Washington and nationwide. Fly fishing was a logical pursuit during pandemic because of social distancing is built into the sport.

FFI's 2024 outreach will kick off in February (17th and 18th) at The Fly Fishing Show in Bellevue at the Meydenbauer Center where WSCFFI will be hosting the "Learning Center."

On May 4, the Washington State Council will host its third Fly Casting Fair in Ballinger Park in Mountlake Terrace. The May event will feature a rotating series of the best fly tiers in the Northwest, introductory fly tying classes, and a full day of casting classes for beginners and advanced fishers.

In September, the Council will host a Fly Casting Fair in Vancouver area to reach the large fly fishing community. The site and date still need to be determined.

Closer to home we have discovered a wonderful potential event site to hold future events. That site is the Lacey Senior Center in Lacey. There is a beautiful pond with good shoreline access, plenty of lawn for casting instruction, a nice big room for fly tying, and a room that can be used for a banquet, etc. There is also plenty of parking.

Northwest Youth Conservation and Fly Fishing Academy (NWYCFFA)

Enrollment is now open for the June 22-29, 2024 Academy. It will be conducted again at the Panhandle Lake 4H Camp west of Shelton. To learn about the event and get other important information as well as get the link to the application (apply online or mail in) go to the website nwyccff.com. To learn about the Panhandle 4H camp, go to the website panhandlecamp.com. It's a beautiful facility. Unfortunately and sadly, the facility where the Academy had been conducted for years, had a major fire and the main building was destroyed.



Rialto Beach, Olympic Peninsula © Howard Nanto

THE SOAPBOX

There is no column this month.



Pier Fishing Hermosa Beach, CA © Howard Nanto



Education / Community Outreach

Education

On October 23 we began our nine-week fly-tying course with the City of Olympia. Funny how things have come full circle.

Let's start at the beginning. It was about 2016 when President Gene Rivers answered a call from Olympia Parks, Arts, and Recreation. He had to tell them "no, we cannot teach fly tying in one evening. It just cannot be done." That was the City's request to us. They had heard numerous positive things about the SSFF, and not knowing anything about fly tying, that seemed like a reasonable request to them. However, that request did lead to us develop our successful Introduction to Fly Fishing class for which Wa Council FFI awarded us the 2022 Education Award. Lots of great work by a great team of instructors.

So let's complete the full circle. Fly tying in 2016? No. But it is of great interest to our members and non-members alike. In 2019 we presented our first six-week fly tying class. Each week was a new fly pattern, new material, new handling techniques. And that is why we could not teach fly tying in one night. The class grew to the eight flies we teach today.

To make this class happen for the 15 students we need to thank our members for giving their time each Monday and alternating Thursday. Lee Yeager, Kevin Angevine, Phil Jaramillo, Steve Farquhar, Jay Paulson, Alex Courpas, and Mike Clancy. Six or seven instructors and 15 students. That's about one instructor for every two students. Our instructors work one-on-one with the students to ensure they learn the flies. Students will tie another nine flies at home without our help. Each Monday the students return to class to show and discuss their homework with us. Why was one fly different from another? What did they change? Which of their flies is the best, and why? We're now into our fourth week, and we're impressed with the improvements we see each week. There's a lot riding on the quality of instruction we provide. We expect that students will fish these flies and report back.

Notable moments in class include Kevin working diligently with one student who was about to throw in the towel after the first week. Some one-on-one during the "lab" evening rescued this gal and turned her frown into genuine enjoyment for her own work.

Then there's Alex. He took the class last year. He came to us with considerable on-river fishing experience back East, but none tying. Now he ties his own flies; his dedication makes him one of our best go-to fishers, especially if you want to talk about catching sea-run cutthroat trout off our local beaches. Yes, I did say "catching." Good of you to notice.

When you see any of our instructors, please thank them for working with our students each week. They are producing real results that will help these fishers for years to come.

Thanks, team!!

Here is our annual education program:

Introduction to Fly Fishing-Taught early spring, one night weekly.

What is fly fishing all about? Is this something I want to try?

Students learn fly fishing gear: rods, reels, lines and leaders, waders, boots, and floatation devices (boats). We discuss locating fish in rivers, lakes, and the salt water, as well as local fish species you'll encounter. Our section on entomology teaches about the life cycles of various insects, and which artificial flies imitate them. Students learn three useful fly-fishing knots.

We include two Saturday mornings to introduce you to the basics of casting a fly rod.

Enrollment is through the City of Olympia Parks, Arts, and Recreation -

Fly Casting - taught spring-early summer, seven weeks, once per week. This class is for single-handed rod casting (not two-handed spey rods). Through this course you will cast a fly line for different situations including the wind. You'll also learn to overcome the effect upon your line by moving river water.

Introduction to Fly Tying - taught in the fall, nine weeks. Students learn a new fly each week. Students also tie flies at home and bring their homework to the next class. The instructor-to-student ratio ensures students receive individual attention. We teach a variety of flies useful anywhere including nymphs, streamers, and dry flies. After completing the course students can apply their skills to other similar flies.

Please contact me with questions.



Fly Tying Class © Randy Allen



November 18 - Twanoh State Park (Hood Canal)

Mason County - Chum Salmon

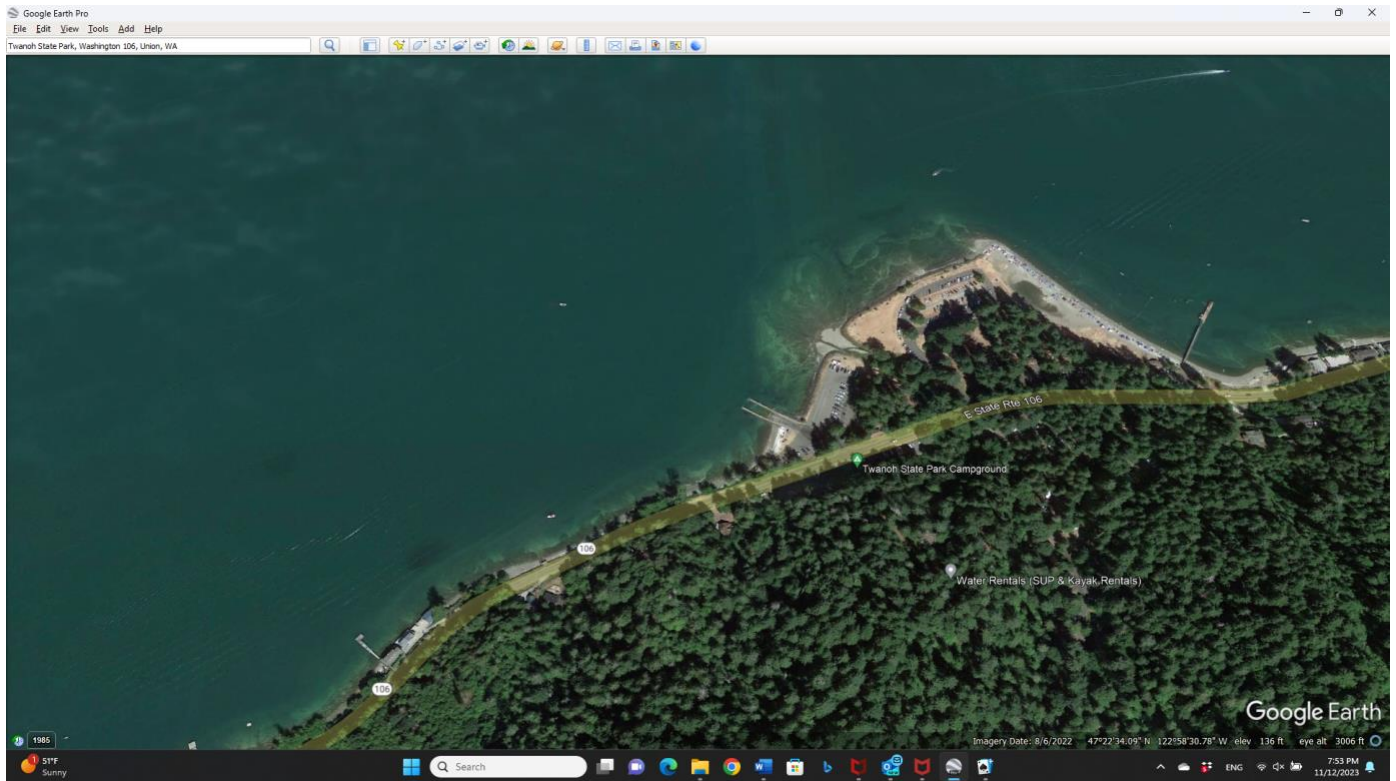
Meet: Open to suggestions. Timing depends on whether fishing low or incoming tide.

This month's outing will be to Twanoh State Park for beach fishing for chum salmon (*Oncorhynchus keta*). I have not fished this location, but there is a small stream that should have a run of chum salmon. The park is on the south side of the southern arm of Hood Canal, which should provide some protection from our usual SW winds. Beach fishing depends on the tides. Chum will typically stage near the mouth of their spawning creek and move up the creek during the incoming tide. You will want to use at a minimum an 8 weight rod with either a floating or sink tip line and a short (2-3ft) 15 to 20 lb. leader.

Flies: Chartreuse, green, pink, purple, yellow bucktail or marabou streamers, or other salmon flies on stout hooks

Tides: November 18 High (12.3 ft) - 9:26 AM Low (8.6 ft.) - 3:13 PM

Directions: Hwy 101 19.3 miles from exit 104 past Shelton to E Brockdale Road, Turn right and proceed 1.5 miles. Turn left on E. McReavy Rd. Bear right onto E. Dalby Rd for 1.0 mile, and turn right on State Route 106. Proceed 5.4 miles to the park.




SSFF 2023 OUTINGS

Nov 16 & 18

Twanoh State Park - Mason Co.
Chum salmon.

Nahwatzel Lake Outing from October 19 and 21



Bottom right - Club member Kevin Angevine trolling for trout. After a few dinks, he finally hooked into a big one!

Greetings Fly Fishers:

Here is a book on fishing for one of the most iconic fish in Puget Sound:

“FLY FISHING FOR SEARUN CUTTHROAT IN SOUTH PUGET SOUND”

Mel Hurd, past President and a longtime member of SSFF, is the author of this incredible booklet. Mel originally wrote the booklet in 1993 and revised it in 2006. The 20 page booklet is one of the most informative references for the South Sound area with locations, tactics, etc. This booklet comes highly recommended by many members of our club who have had success by following Mel’s tips.

It is a wonderful booklet, referencing everything you can think of regarding “FLY FISHING FOR SEARUN CUTTHROAT IN SOUTH PUGET SOUND.” It’s very informative and an easy read. Fishing the salt is great in our area, and there are references to areas for easy access for fishing for searuns, plus recommendations on equipment and fishing techniques.

With Mel’s permission SSFF is offering his booklet to interested members and non-members. We are asking for a minimum donation of \$10 which includes shipping via U.S. Mail (U.S. addresses only). All proceeds go into our Conservation donation fund. Some members have donated more than the minimum. For your extra donations we thank you!

Either send a check to Jim Maus Treasurer SSFF PO Box 2792, Olympia WA 98507 or use PayPal/credit card/debit card:

https://www.paypal.com/donate/?hosted_button_id=GYWE6RQWY2CF4

As soon as Jim receives your donation he will notify me with your address, and I will get the booklet to you.

If you pay electronically, you will receive your booklet sooner than sending your check to the PO Box.



The club is requesting donations from both club members and non-member donors for the club's fund raisers at our monthly meeting raffles. Donations can be new or used.

In addition, the donation of equipment is also welcome to be used in the club's outreach activities related to fly tying and fly casting.

If you have an item to donate please contact me using the *Contact* link on the club's web-site.





Chum Candy © Josh Phillips (Spawn Fly Fish)

Chum Candy

Materials

Hook: Ahrex SA 220 size 8

Thread: Veevus 140 Chartreuse

Eyes: Hareline Fluorescent Bead Chain Eyes (fluorescent green)

Body: Veevus Pearl Tinsel (large)

Tail: Krystal Flash Pearl

Legs: Micro Crusher Legs (chartreuse barred clear)

Head: Spawn Simi Seal UV (coastal chartreuse yellow)

Thorax: Spawn Simi Seal UV (coastal chartreuse yellow)

Tying Instructions

1. Create a layer of thread from the hook eye to about halfway down the hook shank.
2. Place a drop or two of super glue on the thread.
3. Cut a pair of bead chain eyes (hint: use wire cutters(<https://www.youtube.com/watch?v=vHMGlj9El9Em>, start watching at 1:35 minute mark)) and place them just behind the hook eye, secure with thread and then wrap back to the hook bend.
4. Tie in some Krystal Flash for the tail.
5. Tie in the Veevus Tinsel backwards behind the eyes (the tinsel strand will be going from behind to the eyes toward the hook eye).
6. Put some super glue on the thread and then wrap (make sure to overlap the wraps) the tinsel towards the tail and then back toward the eyes. Bring the tinsel past the eyes, wrap an X and also make a wrap in front of the eyes, and then pull the tinsel back towards the tail and tie off right behind the eyes.
7. Take 3 micro crusher legs and fold in half. Then tie in on side of hook just behind the eyes. The length of the legs should be just a little bit shorter than the tail. Turn the

fly upside down and repeat for the process for the other side. If possible try and tuck the legs in behind the eyes.

8. Tie in the Spawn simi seal behind the eyes and then make two wraps. Then wrap an X around the eyes and finish by making two wraps in front of the eyes.
9. Whip finish.

Spawn Fly Fish tutorial video on tying the chum candy:

<https://www.youtube.com/watch?v=Be2w42iDMMY>

Orvis instructional video on attaching dumbbell eyes, which is also applicable for bead chain eyes:

<https://news.orvis.com/fly-fishing/video-attach-dumbbell-eyes>




Point Vicente, CA © Howard Nanto

Classifieds

If you have an item or items that you would like to sell, please send a description, price, and contact information to Bruce Baker (newsletter editor). See the club web site, and use the Contact form.

Kevin Angevine has the following items for sale.

A Pflueger Medalist 1594 RC. I know the person that this reel came from. The line looks used, but not trashed. Asking price is \$60 or a respectable offer.




Scientific Anglers System One 678 reel. It comes spooled with a medium sink line. There is also a spare spool that is spooled with a floating line. Both lines are 5/6 wt. Asking price is \$60 or a respectable offer.



An Okuma S8/9 fly reel spooled with a clear sink tip line on it. Asking price is \$50.



White River hip boots. These boots have never been in the water and are brand new! Asking price is \$50.



A pair of women's size 9 Hodgman booties and a pair of fins. Asking price is \$25 for the booties and \$75 for the fins.



The classifieds section is a courtesy to club members and all sales are the responsibility of the seller and the buyer. The South Sound Fly Fishers assumes no liability and will not settle disputes.



SOUTH SOUND FLY FISHERS – 2023 Officers, Directors, Chairs

President: Lee Yeager

Vice President: Randy Allen

Secretary: Mike Poe (acting)

Treasurer: Jim Maus

Director at Large: Kevin Angevine

Director at Large: Jared Wood

Past President: Randy Allen

Conservation: Harry Griffith

Education: Randy Allen

Fundraising: Kevin Angevine

Membership: Phil Jaramillo

Outings: Doug Dunster

Programs: Lee Yeager

Webmaster/Facebook: Vic Andrade

Newsletter Editor: Bruce Baker

FFI/Gov't: Mike Clancy

Board of Directors Zoom meetings are held the first Tuesday of every month starting at 7:00 pm.

Club Meetings are conducted by Zoom and in-person at 7:00 pm the third Tuesday of every month except August and December. Zoom is open at 6:30 if you want to visit and talk fly fishing. In-person meetings are held at the North Olympia Fire Department located at 5046 Boston Harbor Road NE, Olympia, WA. 98506. Doors will open at 6:30 pm and the evening's program will start promptly at 7:15 pm.

Directions:

From the north - Use I-5 south exit 105B and stay right toward the port of Olympia. Follow the main road as it changes its name to East Bay Drive and then to Boston Harbor Road. About 4 miles north of the State Ave. signal is a Shell gas station; you'll find the Fire Department just past the Shell on the right side.

From the south - Use I-5 north exit 105 and stay right toward the port of Olympia. Go right (north) at the round-a-bout, then left at the Plum Street signal. Continue up Plum St. as it changes its name to East Bay Drive and then to Boston Harbor Road. About 4 miles north of the State Ave. signal is a Shell gas station; you'll find the Fire Department just past the Shell on the right side.

The meeting announcement and meeting Zoom code are sent to members and friends about a day ahead of the meeting by email. Website: southsoundflyfishers.com.
USPS Mail Address: SSFF, PO BOX 2792, Olympia WA 98507

SSFF Garden Hackle Newsletter
© November 2023