



# SOUTH SOUND FLY FISHERS

# THE GARDEN HACKLE


Volume 23 Issue 12

December 2023

Page 1. Leader's line by club President Lee Yeager.	Page 11. Randy Allen provides Education update on the fly tying course the club teaches.	Page 17. The Fly of the Month, Denny Rickards Stillwater Nymph is provided by club member Jim Maus.
---	--	---

## LEADER'S LINE

## President Lee Yeager



Leader's Lines,

Greetings everyone. I hope this holiday season finds you healthy and well. I would suggest that you get out and go fishing on one of our area rivers or streams, but this might not be the best time. Due to the recent heavy rains, most rivers are not currently fishable. Personally, I do not do as much winter fishing as I once did, but some of my most memorable and productive trips have been on cold winter days. So go fish if you are so inclined.

The South Sound Fly Fishers club has much to be thankful for in 2023. We have had a very successful year financially, with the success of the auction in May, and our annual donation drive for Munn Lake. This year we increased our donations to the conservation organizations that the club sponsors. And, we are on track to have another successful year in 2024.

I am excited about the new Board of Directors that will officially take over in January. Jared Wood, our new President, is a dynamic leader who will bring a wealth of fly fishing experiences and ideas. We have an official Vice President this year as well as three new members to the BOD. I will be transitioning over to the office of Treasurer. As we noted last month the club Treasurer for the past six years, Jim Maus, is retiring. I am grateful to everyone for your support and faith in me as the club President for the past two years. I have enjoyed serving you in this role.

We will have our calendar of outings posted by the first of February. I hope you can get out and join fellow club members in a few of them. Fishing together and fellowship are primary activities of the club. We will not have an auction in 2024, but you can continue to support the club with your annual dues. Membership dues are used to pay for club operations, i.e. programs, mailings, awards, etc.

The club has an almost complete slate of officers for 2024, but we are still seeking someone to serve as chairperson of the Conservation committee and for club Secretary. If you are interested and able to help out, please contact me and let me know.

I wish everyone a joyous Christmas and New Year. I look forward to seeing everyone at our next in-person meeting at the North Olympia Fire Department on Boston Harbor Rd on January 16, 2024. Rick Hafele will be our guest presenter. Till then, enjoy your favorite activities, be safe, and take care.

## Lee Yeager




Coldwater Lake © Howard Nanto

## SSFF 2024 Officers

President	Jared Wood
Vice President	Max Doerge
Secretary	Vacant - to be filled
Treasurer	Lee Yeager
Director At-Large 1-yr	Dalton Gorham
Director At-Large 2-yr	Tim Veneziano
Past President	Lee Yeager

### Committee Chairs


Conservation	Vacant
Education	Randy Allen
FFI	Mike Clancy
Fundraising	Kevin Angevine
Membership	Phil Jaramillo
Newsletter	Dave Brombach
Outings	Doug Dunster
Programs	Lee Yeager
Media/Website	Vic Andrade



**No Program This Month**



Coconully Lake © Howard Nanto



### Treasurer Report

Total Club Fund Balances (Through November 30, 2023) are:

Checking Account (Non-Interest Bearing)	\$7,786
Savings Account (Interest Bearing)	\$11,814
<u>PayPal Account (Non-Interest Bearing)</u>	<u>\$1,039</u>
Total	\$20,638

Total Profit and Loss Performance (Through November 30, 2023):

	<u>Budget</u>	<u>Actual</u>	<u>Variance</u>
Revenue	\$10,151	\$10,938	\$787
Expense	\$8,045	\$7,517	\$528
Net Profit/Loss	\$2,106	\$3,421	\$1,315

In 2023, the Board approved giving the following organizations a total of \$3,550: Munn Lake Stewardship Fund, Northwest Youth Conservation and Fly Fishing Academy (NWYCFFA), Fly Fishers International (FFI), Hood Canal Salmon Enhancement Group (HCSEG), The Osprey, Casting for Recovery Washington, Project Healing Waters (PHW) Joint Base Lewis McChord, and Western Rivers Conservancy.

### 2024 Dues are Due!

Thank you for continuing to support SSFF. It is that time of year again! 2024 dues are due starting on January 1, 2024 and membership runs from January 1 to December 31. Pay online with PayPal or credit card. Alternatively, download and complete the [Membership](#)

**Application**. Return it with a check for \$45.00 for new members, \$40.00 for existing members renewing, or if you are joining after July 1, \$25.00. Please note that \$5 of a new member's fee is for the name badge. **Family memberships:** Spouses or significant others are considered a family membership. A new family membership is \$50 (includes \$5 for each member's name badge). Renewing a family membership is \$40.

There are two convenient ways to pay your membership fee:

1. You can make your Dues payment by Check. Please mail the check to:

Sound Fly Fishers  
PO Box 2792  
Olympia, WA 98507

2. You can make your Dues payment using PayPal or a debit/credit card. Please use one of the links below:

SSFF Returning Member Dues

[https://www.paypal.com/donate/?hosted\\_button\\_id=BXHH6MJ3T5MAU](https://www.paypal.com/donate/?hosted_button_id=BXHH6MJ3T5MAU)

SSFF New Member Dues

[https://www.paypal.com/donate/?hosted\\_button\\_id=MZ7K35R8VKERJ](https://www.paypal.com/donate/?hosted_button_id=MZ7K35R8VKERJ)

## Munn Lake Fish Fund

The South Sound Fly Fishers has a contractual agreement with the Washington Department of Fish and Wildlife for the purpose of helping to purchase fish food. The WDFW plants fish in Munn Lake. The money you donate to the Munn Lake fund is for this purpose. WDFW does not allow us to purchase fish, so we give the money for the purchase of fish food to grow and plant bigger fish. To my knowledge we are the only club in our area that does this with the WDFW. Each year we agree to pay the WDFW \$1,200, and each year the club conducts a fundraising drive to raise the \$1,200. Those of us who love to fish Munn Lake consider this a bargain.

I thank all of you who have donated to the Munn Lake project this year and in past years. The club met its goal this year as \$1225 has been donated to date.

If you would like to make a donation to help continue the Munn Lake project, please mail your check to: SSFF-Munn Lake Fund, PO Box 2792 Olympia, WA 98507.

A check will avoid credit card and PayPal Fees, but you are certainly welcome to use those methods. Regarding PayPal, there is a button on the top left of the Munn Lake web-page to make a donation via PayPal.

---

## Membership

Phil Jaramillo, Chair



Total membership as of November 30, 2023 was 98 members.



January on Munn Lake © Howard Nanto

---

## Washington State Council FFI Government Affairs

Mike Clancy, Chair



### ***WSCFFI and The Academy***

#### **Washington State Council Fly Fishers International (WSCFFI)**

FFI's 2024 outreach will kick off in February with the The Fly Fishing Show in Bellevue at the Meydenbauer Center on Saturday February 17<sup>th</sup> (9:00 am - 5:30 pm) and Sunday, February 18<sup>th</sup> (9:00 am - 4:30 pm). The WSCFFI will be hosting the "Learning Center." For more information, click on this link: <https://flyfishingshow.com/bellevue-wa/>

Note: The WSCFFI will be hosting a reception at the Fly Fishing Show on Saturday evening, (Feb. 17<sup>th</sup>) from 4:30 p.m. to 6:00 p.m. Please join us. For approximately \$30 you will receive admission to the show, admission to the WSCFFI Reception, light hors d'oeuvres and access to the cash bar; and your ticket will be entered into a drawing for a new Thomas & Thomas ESP 8 foot, 5wt, 4 piece fly rod. The WSCFFI reception tickets will be available in early January.

The Oregon Council FFI will be hosting the Northwest Fly Tyer and Fly Fishing Expo on March 8<sup>th</sup> (9:00 am - 5:30 pm) and 9<sup>th</sup> (9:00 am - 4:30 pm), 2024 in Albany, OR. The location will be:

Linn County Expo Center  
3700 Knox Butte Rd. SE  
Albany, OR 97322

For more information, the website is: [www.nwexpo.com](http://www.nwexpo.com).

Note: There will be a banquet and auction fundraiser on Friday evening, March 8<sup>th</sup>, from 5:00 pm to 9:00 pm.



On Saturday May 4, 2024 (9:00 am - 5:00 pm), the WSCFFI will host its third Fly Casting Fair on Lake Ballinger in Mountlake Terrace. Headquarters for this event will be at the Lake Ballinger Center (LBC), which was formerly known as the Montlake Terrace Community Senior Center. This event will feature a rotating series of the best fly tyers in the Northwest, introductory fly tying classes, and a full day of casting classes for beginners and advanced fishers.

The location of the center is:

Lake Ballinger Center  
23000 Lakeview Dr.  
Mount Lake Terrace, WA 98403

A website where more information will be available will be forthcoming.

In September of 2024, the WFCFFI will host a Fly Casting Fair in the Vancouver, WA area to reach the large fly fishing community. The site and date still need to be determined.

### **Northwest Youth Conservation and Fly Fishing Academy (NWYCFFA)**

Enrollment is now open for the Academy June 22-29, 2024. It will be conducted again at the Panhandle Lake 4H Camp west of Shelton. To learn about the event and get other important information as well as get the link to the application (apply online or mail in) go to the website <https://nwyccffa.com/>. To learn about the Panhandle 4H camp, go to the website <https://www.panhandlecamp.com>. It's a beautiful facility. Unfortunately and sadly, the facility where the Academy had been conducted for years had a major fire, and the main building was destroyed.



Cannon Beach, OR © Howard Nanto

THE SOAPBOX

There is no column this month.



Nahwatzel Lake © Howard Nanto



### Education / Community Outreach

#### Education

December 18 we will complete our nine-week fly-tying course with the City of Olympia. Let's get to the punch line. There hasn't been a fly these 15 students tied that you or we would not fish. Yeah - even their first attempt at a new pattern. We'd fish their first flies, too. We're extremely proud of this group of students. They've taken the class seriously, they want to do well, and it shows.

One asked, "Why do you teach these size 12 hooks? It would be so much easier to learn on a larger scale?"

No question it might be easier to learn. "Unfortunately, the real bugs you're imitating? Nature just doesn't make them bigger. We want you students to actually use these flies productively, and we want you to catch fish with them! You are imitating nature's bugs in their native sizes."

Where has this journey taken them? What have they tied? Brassie, Soft Hackle, Woolly Bugger, Clouser Minnow, Gold-ribbed Hare's Ear Nymph, Elk Hair Caddis, Foam Hopper, and a Parachute Adams. Times ten. They tie a total of 10 flies of each pattern which includes tying their homework assignments to fine-tune what they learned in the lesson.

Below are a few photos of work in the class as our students tied the Clouser Minnow.

Here is our annual education program:

**Introduction to Fly Fishing** - We will start this class in February 2024, exact dates are being worked out with the City of Olympia.

What is fly fishing all about? Is this something I want to try?

Students learn fly fishing gear: rods, reels, lines and leaders, waders, boots, and floatation devices (boats). We discuss locating fish in rivers, lakes, and the salt water, as well as local fish species you'll encounter. Our section on entomology teaches about the life cycles of various insects, and which artificial flies imitate them. Students learn three useful fly-fishing knots.

We include two Saturday mornings to introduce you to the basics of casting a fly rod.

Enrollment is through the City of Olympia Parks, Arts, and Recreation -

**Fly Casting** - taught spring-early summer, seven weeks, once per week. This class is for single-handed rod casting (not two-handed spey rods). Through this course you will cast a fly line for different situations including the wind. You'll also learn to overcome the effect upon your line by moving river water.

**Introduction to Fly Tying** - taught in the fall, nine weeks. Students learn a new fly each week. Students also tie flies at home and bring their homework to the next class. The instructor-to-student ratio ensures students receive individual attention. We teach a variety of flies useful anywhere including nymphs, streamers, and dry flies. After completing the course students can apply their skills to other similar flies.

Please contact me with questions.

Photos from Fall 2023 Intro to Fly Tying .



New member Bert French whip finishes his Clouser Minnow © Randy Allen



Phil Jaramillo observes Megan Guthrie working on her Clouser Minnow © Randy Allen



New club member Tim Mettier ties in buck tail underneath his Clouser Minnow © Randy Allen

---

## Outings

*Doug Dunster, Chair*



There is no scheduled outing this month.



Black Lake at Sunset © Randy Allen

Greetings Fly Fishers:

**Here is a book on fishing for one of the most iconic fish in Puget Sound:**

**“FLY FISHING FOR SEARUN CUTTHROAT IN SOUTH PUGET SOUND”**

Mel Hurd, past President and a longtime member of SSFF, is the author of this incredible booklet. Mel originally wrote the booklet in 1993 and revised it in 2006. The 20 page booklet is one of the most informative references for the South Sound area with locations, tactics, etc. This booklet comes highly recommended by many members of our club who have had success by following Mel’s tips.

It is a wonderful booklet, referencing everything you can think of regarding “FLY FISHING FOR SEARUN CUTTHROAT IN SOUTH PUGET SOUND.” It’s very informative and an easy read. Fishing the salt is great in our area, and there are references to areas for easy access for fishing for searuns, plus recommendations on equipment and fishing techniques.

With Mel’s permission SSFF is offering his booklet to interested members and non-members. We are asking for a minimum donation of \$10 which includes shipping via U.S. Mail (U.S. addresses only). All proceeds go into our Conservation donation fund. Some members have donated more than the minimum. For your extra donations we thank you!

Either send a check to Jim Maus Treasurer SSFF PO Box 2792, Olympia WA 98507 or use PayPal/credit card/debit card:

[https://www.paypal.com/donate/?hosted\\_button\\_id=GYWE6RQWY2CF4](https://www.paypal.com/donate/?hosted_button_id=GYWE6RQWY2CF4)

As soon as Jim receives your donation he will notify me with your address, and I will get the booklet to you.

**If you pay electronically, you will receive your booklet sooner than sending your check to the PO Box.**



The club is requesting donations from both club members and non-member donors for the club's fund raisers at our monthly meeting raffles. Donations can be new or used.

In addition, the donation of equipment is also welcome to be used in the club's outreach activities related to fly tying and fly casting.

If you have an item to donate please contact me using the *Contact* link on the club's web-site.







Denny Rickards Stillwater Nymph (picture provided by Jim Maus)

## Denny Rickards Stillwater Nymph

This is one of my favorite Washington lake patterns (east, west, lowlands, and highlands). It's usually the first pattern I tie on when I fish in a lake and you'd be shocked at how many times I've never had to tie on another pattern.

### Materials

Hook: 2X long, nymph, sizes 10 through 14

Thread: Black, 8/0

Tail: Burnt orange marabou, sparse, length of hook

Rib: Copper wire

Hackle: Burnt orange grizzly saddle hackle, undersized, tied in tip first, wrapped three times

Body: Olive Ice Dub or Caddis Green

Wing Case: Black marabou, tied the full length of the hook.

Head: Olive

### Tying Instructions

1. Smash the barb. Start the thread behind the eye; cover the hook shank with thread.
2. Tie in the marabou tail at the bend of the hook (directly above the barb) with the tips of the fibers extending rearward approximately the length of the hook. It should be somewhat sparse.
3. Tie in the copper wire rib at the same point (directly above the barb).
4. Tie in the grizzly saddle by its tip, shiny side (convex) forward, at the same point. Hackle length should not be longer than the hook gape.
5. Tie in marabou wing case, at the same point, so that the butts point to the rear.

6. Dub a thin body up the hook shank to just behind the eye. The dubbing should end about 1/16" behind the eye.
7. Wrap the grizzly saddle forward and tie off. Use only three to four wraps. Tie it off at the same spot as the dubbing ended.
8. Rib the body with the wire. Weave the copper wire forward, making about 6 turns. Tie off the rib and trim the wire.
9. Pull the marabou wing case over the body, tie down, and trim.
10. Form a neat head, and whip finish.

<https://youtu.be/L809ESshNdA>



Sunset Beach © Howard Nanto


---

## *Classifieds*

If you have an item or items that you would like to sell, please send a description, price, and contact information to Bruce Baker (newsletter editor). See the club web site, and use the Contact form.

The club (via Kevin Angevine) has the following items for sale. Please contact a board member or the newsletter editor if you are interested in any item(s).

**A Pflueger Medalist 1594 RC.** I know the person that this reel came from. The line looks used, but not trashed. Asking price is \$60 or a respectable offer.




**Scientific Anglers System One 678 reel.** It comes spooled with a medium sink line. There is also a spare spool that is spooled with a floating line. Both lines are 5/6 wt. Asking price is \$60 or a respectable offer.



An Okuma S8/9 fly reel spooled with a clear sink tip line on it. Asking price is \$50.



White River hip boots. These boots have never been in the water and are brand new!  
Asking price is \$50.



A pair of women's size 9 Hodgman booties and a pair of fins. Asking price is \$25 for the booties and \$75 for the fins.



The classifieds section is a courtesy to club members and all sales are the responsibility of the seller and the buyer. The South Sound Fly Fishers assumes no liability and will not settle disputes for items it does not sell.



## **SOUTH SOUND FLY FISHERS** – 2023 Officers, Directors, Chairs

**President:** Lee Yeager

**Vice President:** Randy Allen

**Secretary:** Mike Poe (acting)

**Treasurer:** Jim Maus

**Director at Large:** Kevin Angevine

**Director at Large:** Jared Wood

**Past President:** Randy Allen

**Conservation:** Harry Griffith

**Education:** Randy Allen

**Fundraising:** Kevin Angevine

**Membership:** Phil Jaramillo

**Outings:** Doug Dunster

**Programs:** Lee Yeager

**Webmaster/Facebook:** Vic Andrade

**Newsletter Editor:** Bruce Baker

**FFI/Gov't:** Mike Clancy

Board of Directors Zoom meetings are held the first Tuesday of every month starting at 7:00 pm.

Club Meetings are conducted by Zoom and in-person at 7:00 pm the third Tuesday of every month except August and December. Zoom is open at 6:30 if you want to visit and talk fly fishing. In-person meetings are held at the North Olympia Fire Department located at 5046 Boston Harbor Road NE, Olympia, WA. 98506. Doors will open at 6:30 pm and the evening's program will start promptly at 7:15 pm.

Directions:

From the north - Use I-5 south exit 105B and stay right toward the port of Olympia. Follow the main road as it changes its name to East Bay Drive and then to Boston Harbor Road. About 4 miles north of the State Ave. signal is a Shell gas station; you'll find the Fire Department just past the Shell on the right side.

From the south - Use I-5 north exit 105 and stay right toward the port of Olympia. Go right (north) at the round-a-bout, then left at the Plum Street signal. Continue up Plum St. as it changes its name to East Bay Drive and then to Boston Harbor Road. About 4 miles north of the State Ave. signal is a Shell gas station; you'll find the Fire Department just past the Shell on the right side.

The meeting announcement and meeting Zoom code are sent to members and friends about a day ahead of the meeting by email. Website: [southsoundflyfishers.com](http://southsoundflyfishers.com).  
USPS Mail Address: SSFF, PO BOX 2792, Olympia WA 98507

SSFF Garden Hackle Newsletter  
© December 2023