



## SOUTH SOUND FLY FISHERS

# THE GARDEN HACKLE

Volume 24 Issue 3

March 2024

Page 7-8  
Introduction to Fly Fishing  
class

Page 9-11  
Club fishing outings

Page 4  
2024 membership fee is now due.

---

### Leader's Line

Jared Wood, Club President



March is always an exciting time for fishing if you track and make your plans off of the State Wide Stocking reports: <https://wdfw.wa.gov/fishing/reports/stocking/trout-plants>. Hopefully we get some good weather!

As anglers, we should all strive to become experts in our skills. There is always something more we can learn. The Washington State Council FFI casting event will be on **Saturday, April 13<sup>th</sup> starting at 9AM** at Lacey Community Center. They are hosting this for us and the Puget Sound Fly Fishers club as a first step introduction to the Skills Development course, and for those who are interested as a first step on the path to becoming a Certified Instructor. They plan to have three Casting Instructors and a few more helpers. They will set up three casting skills courses. One for the bronze level of skill, and additional courses for silver and gold levels. After an introduction of their goals and explanation of the skills course, participants will be free to work through the levels at their own pace. They have reserved a shelter and lawn space at the park for the full day, so there should be time to work with everyone at the pace they choose. If you are not consistent with double hauls, curve casts, Belgian casts with multiple nymphs, or landing that 70ft attempt, these are all things we will be able to work on. I highly encourage all to attend who are able to. For more information, their page has excellent videos and quick reference guides:

<https://www.flyfishersinternational.org/Learn/Learning-Center-Resources/Fly-Casting/Skills-Drills/Fly-Casting-Skills-Development>

Thank you to all who have been able to make it on Mondays for the ‘Intro to Fly Fishing’ class our club is hosting. With 30 students enrolled, it really does help to have multiple club members there and share your unique experiences. We all know how awesome of an instructor Randy is, but he is not able to do it all. We appreciate your commitment and service to help this class be successful.

Earlier this month, Jim Maus, Lee Yeager, Tim Veneziano, and Randy Allen completed the 2023 Financial Audit, and we will present that to the club at the coming March meeting. A big thanks to them for the accuracy and accountability they provided in completing this annual review.

Project Healing Waters is still looking for volunteers with boats for their annual FishOut event on **Sunday, 21 April, on Beaver Lake** in Sammamish to take disabled veterans out on the water. It is sponsored by Three Rivers, Trout Unlimited, and Overlake Fly Fishing Club. The Daughters of the American Revolution will be providing breakfast. Lunch is also provided for everyone. WDFW is going to stock the lake a couple of days before the event. So, if you have that Sunday open, and have a boat, please let me know. A few of us will be going up to volunteer.

As you will see in our Outings section, Doug posted our Calander dates for the year. We have planned two overnight trips focused on some great fishing locations. As we get closer to these events we will look at carpooling since they are a few hours away. We selected locations that have both camp grounds and hotels available.

I look forward to seeing you all on March 19<sup>th</sup>. Remember “fly fishing is the most fun you can have when you are not catching fish.” Take care, be well, and tight lines!

Jared Wood  
SSFF President



## Programs

Lee Yeager, Chair



Our speaker this month will be J. Michelle Swope.

J. Michelle Swope has been fishing since she can remember, and started fly fishing at 7 years old. An experienced angler, she grew up fishing for Steelhead on the Olympic Peninsula. This soon morphed into fishing for other species, including tuna and dorado off of Baja, bonefish and sailfish in the Yucatán, and sea-run cutthroat in her backyard of South Puget Sound. She has over 25 years guiding experience and will fish for anything, with anything. J. Michelle combines her innate sense of curiosity and adventure with her deep love of fish and the waters they inhabit. Any trip with her will include

conversations and examples of conservation efforts happening to improve habitat of the fish and the cultures that support them. When not fishing, she is either teaching fishing, fly tying, or planning her next adventure. J. Michelle will present on Sea Run Cutthroat fishing in the Puget Sound, and talk about activities in the Chehalis Basin that our local Trout Unlimited chapter is doing.



J Michelle Swope

(she/her/)

Oly Women on the Fly Guide Service

[www.olywomenonthefly.net](http://www.olywomenonthefly.net)

[@olywomeonthefly](https://www.instagram.com/olywomeonthefly)

[Oly Women on the Fly](https://www.olywomenonthefly.net)


<https://washingtontu.org/chapters/olympia-189/>

President, Trout Unlimited Olympia Chapter 189

---

## Treasurer

Lee Yeager, Chair



Hi everyone. Please allow me to take this opportunity to remind you that annual club memberships are due. The dues that the South Sound Fly Fishers collect are used to fund club operations primarily to pay for speakers and presentation fees.

Your membership is vitally important in helping to keep the South Sound Fly Fishers financially sound and able to continue to provide quality programs on fly fishing strategies, opportunities, and locations in the Pacific Northwest.

- Renewal dues are still \$40 per person or for families.
- Spouses or significant others are considered a family membership.
- New member dues are \$45; that is \$40 for club dues and \$5 for a name badge.
- First time family memberships are \$40.00 plus \$5.00 for each person's name badge.

If you have not submitted your dues for 2024 you may do so in any of the following ways:

1. Pay in person with cash, check, or credit card at the regularly scheduled monthly meeting at the North Olympia Fire Station.

2. Mail a check to the club at:

South Sound Fly Fishers  
PO BOX 2792  
Olympia, WA 98507

3. Use the Membership tab on the club website below to pay via Pay Pal or credit card:

[https://www.paypal.com/donate/?hosted\\_button\\_id=BXHH6MJ3T5MAU](https://www.paypal.com/donate/?hosted_button_id=BXHH6MJ3T5MAU)


Tight Lines,  
Lee Yeager, Treasurer



---

## Washington State Council of Fly Fishers International (WSCFFI) & Government Affairs

Mike Clancy, Chair



The WSCFFI booth at fly fishing show in Bellevue on February 17<sup>th</sup> was somewhat successful. Jim Maus sold memberships to the FFI, I and Jim Goedhart represented The Academy with many potential candidates for the event. We had a number of casting instructors demonstrating and teaching casting. Some of the highlights included seeing old friends that we only see at these events every year. The fly tying with young folks was great.

May 4<sup>th</sup> - the WSCFFI will conduct another Fly-Fishing Fair at Ballinger Park in Mountlake Terrace, north of Seattle. This event will feature a rotating series of the best fly tyers in the Northwest, along with an introductory fly-tying class, and a full day of casting classes for beginners and advanced fishers. Again, this is another opportunity to see our friends. Food will be available for a fee.

The NW Youth Conservation and Fly-Fishing Academy will be conducted from June 22-29, 2024 at the Panhandle Lake 4H Camp, west of Shelton. The response for enrollment has been amazing. The Academy is full with a waiting list in case of cancellations. Some of the participants are from out of state with a number of young ladies. There is a serious financial challenge this year as expenses keep increasing as the years go by. Any amount of contribution for The Academy will be greatly appreciated.

Please send your donation to:

NW Youth Conservation and Fly-Fishing Academy  
c/o John Gravendyk  
818 291<sup>st</sup> Ave. NE, Carnation, WA. 98014.

I repeat, *any* amount would be greatly appreciated.

I attended the amazing NW Fly Tyer and Fly-Fishing Expo at the Linn County Expo Center in Albany, Oregon. What an absolute fun event to attend. There were over 150 fly tyers with their amazing talent in demonstrating their fly-tying skills and displaying their original flies that they have created. The attendance was again amazing. I don't know how many attended, but the parking lot was filled with vehicles. The event is organized by the FFI Oregon Council. Bob Elliott is the Expo Chair. Sheery Steel has been involved for many years, probably as Expo Chair in the past. I just read in the Expo program that this was the 33<sup>rd</sup> Fly Tyer and Fly-Fishing Expo. Mike Koslosky and I stayed at the Comfort Inn next to the Expo Center, and the RV spots were completely occupied. What an amazing event. Looking forward to next year.





We kicked-off our five-week *Introduction to Fly Fishing* on Mondays beginning February 26.

**Get THIS!** Of the 30 students enrolled, 16 are women! SIXTEEN! And no, they were not dragged in by their spouses or significant others. They are very interested in learning the basics or in furthering their fly-fishing skills. This is the most exciting class we've presented yet. It's really set the bar high!

Bringing decades of experience to the training class, our team of instructors includes Wayne Dixon on entomology and water safety; Jim Maus on reading the stream and lake water and where fish lie; Lee Yeager on conservation and stewardship of the watershed and its fish. We're further joined by members Mike Clancy, Kevin Angevine, Tim Mettier, Bert French, Vic Andrade, and Dave Brombach. These folks are all speaking up with excellent, relevant contributions from their own experiences.

Speaking directly to the women we're privileged to have Tobey Anderson and Ginger Sarver! You want to see women fly fishers get excited? Bring Tobey and Ginger in front of the room. They both have fished exotic locations; they know their stuff!

I wanted to recognize your fellow members for dedicating their time to tomorrow's fishers. We are so fortunate to have this competent team working with our students. Thank you all for dedicating your time to these new fly fishers.

Here is our annual education program:

**Introduction to Fly Fishing** - Taught during the spring.

What is fly fishing all about? Is this something I want to try?

Students learn fly fishing gear: rods, reels, lines and leaders, waders, boots, and floatation devices (boats). We discuss locating fish in rivers, lakes, and the salt water, as well as local fish species you'll encounter. Our evening on entomology teaches about the life cycles of various insects, and which artificial flies imitate them.

Students also learn three useful fly-fishing knots.

We include two Saturday mornings to introduce you to the basics of casting a fly rod.

Enrollment is through the City of Olympia Parks, Arts, and Recreation.

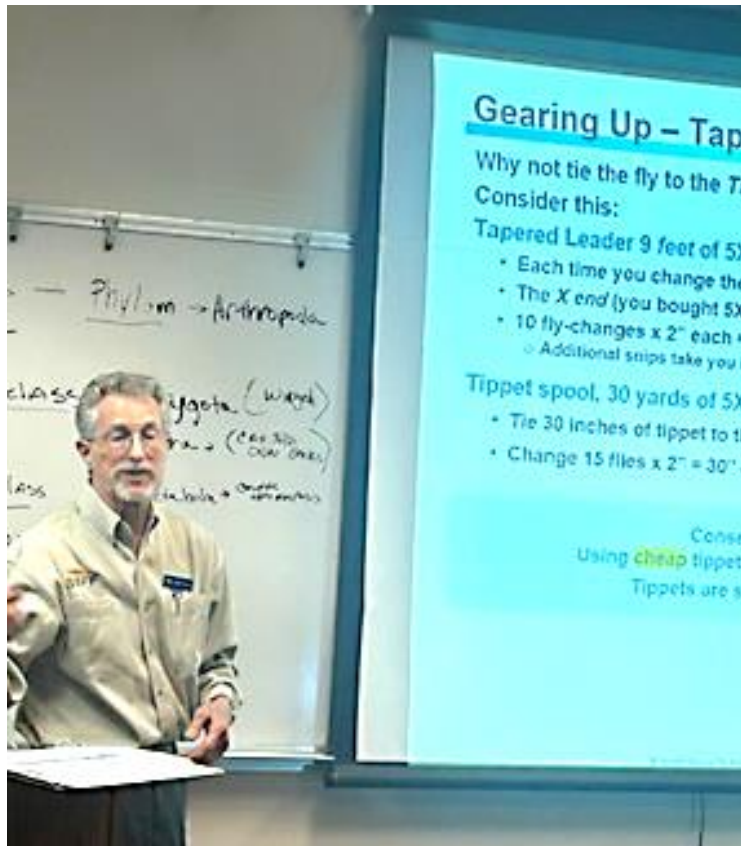
**Fly Casting** - Taught spring-early summer, seven weeks, once per week. This class is for single-handed rod casting (not two-handed spey rods). You will cast a fly line for different situations including the wind. You'll also learn to "mend" your line to overcome the effect upon your line by moving river water. We're working on class dates to start in April 2024 for this year's class.



**Introduction to Fly Tying** - Taught in the fall, nine weeks. Students learn a new fly each week. Students also tie flies at home and bring their homework to the next class. The instructor-to-student ratio ensures students receive individual attention.

We teach a variety of flies useful anywhere including nymphs, streamers, and dry flies. After completing the course students can apply their skills to other similar flies.

Please contact Randy with questions. <https://southsoundflyfishers.org/contact/>





# Outings

# Doug Dunster, Chair



**Munn Lake:** (Tumwater, Thurston County)  
Limited to selective gear rules and catch and release for all species. Discover Pass is required.

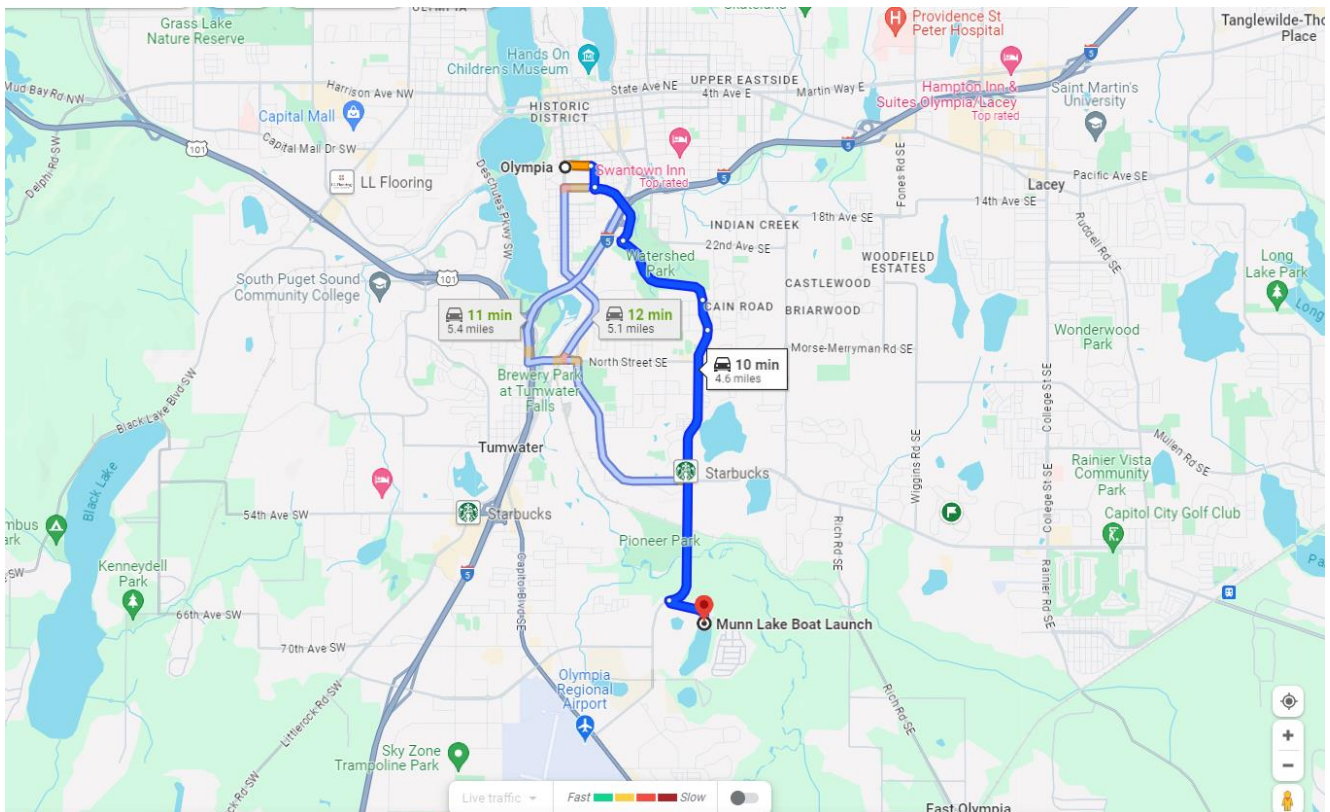
**March 21** Meet at 8:00 AM for Breakfast at The Brick on Troser (707 Troser Rd.)

**March 23** Meet at 2:00 PM at the Munn Lake Parking Lot (there is a morning fly casting class)

**Directions:** Use your preferred mapping application to get directions to Munn Lake - or:

from Olympia to Munn Lake Boat Launch - 11 min (4.8 miles) via Henderson Blvd SE

- Head north on Capitol Way S toward 11th Ave SW (62 ft)
- Continue on 11th Ave SE to 14th Ave SE (0.4 mi)
- Take Henderson Blvd SE to 68th Ave SE (4.1 mi)
- Continue on 68th Ave SE to your destination (0.3 mi)



I hope the weather is good and you can join us for an outing to Munn Lake. I have fished it for the past couple years and have had many excellent days.

The fish in the picture was 24” and caught on that little snocone fly on a 4 wt. rod and floating line (free drifting/slow retrieve without using a strike indicator). Have had a couple stinkers too. But hey, that’s fishing.



Fishing seems to be best on overcast days with a slight breeze to create a little surface disturbance but not too much wind. I am providing information on what has worked for me, but there are a lot of club members with more experience at this lake who would be glad to share advice with those that are new to it.

**You will need a float tube or boat (electric motors only) as there is no accessible shoreline suitable for flyfishing. Members with boats please let folks know if you have space.**

This is a special lake that provides quality fishing because of the efforts of SSFF to get it designated a selective fishery and to fund WDFW’s hatchery plants. Thanks to all the club members that have contributed.



**Flies:**

Chironomids, woolly buggers, leeches, damsel fly nymphs, soft hackles, diving beetles

**Lines:**

Intermediate sink or floating (I bring two rods so I can switch up until I find what is working best)

**Recent Plants:**

Following are plants since last fall, all are over 1lb. and some big boys (4 lb.) were planted on Jan. 30. Hopefully, there are carryovers from earlier plants as well.

- Oct. 02, 2023 - Rainbow 300 (2.5 lb)
- Dec. 13, 2023 - Cutthroat 300 (1.3 lb)
- Jan, 30, 2024 - Rainbow 200 (4 lb)

Our club outings have not had a lot of participation. It would be great to see more participation. We will do our best to organize our outings to encourage more participation.

Why attend a club outing? For those who are new to fly fishing it can be a chance to learn and get more proficient at this sport. Of course, even experienced fishermen are always learning. It can be a chance to explore new waters. For me flyfishing is often a mostly solitary past time and most places fish best when there aren't 20 folks flogging a small patch of water. However, it is also nice to get together with others and share good times and information on techniques and flies that are doing the job. Like, "Why do I see you hooking fish after fish when I get nada?"

As it has become customary, we are including a Thursday outing for those that can make it followed by one on Saturday for the working stiffs, or all who want to join in. Those that go on Thursday can share information on what worked. We will try to include a meeting place for breakfast prior to most trips.

We have also included two overnights in Eastern Washington this year. As dates approach, I will post more information on driving directions, meeting places and times, etc.

I will not personally attend each outing and would like volunteers to serve as ghillies.





---

# Conservation

# Open, Chair

From time-to-time people ask how and where they can find information about conservation projects in our area. If you are new to the south Puget Sound region or are looking for more information, check out the two web links below.

For both groups no prior experience or expertise is required. All you need is a few hours and the willingness to help.

[\*The Stream Team of Thurston County\*](#) conducts monthly activities focused on improving and maintaining local waterways. Look at their web site and sign up for monthly notices about volunteer needs and projects.

[\*The Hood Canal Salmon Enhancement Group\*](#) works to improve the conditions for salmon populations.



## Fundraising / Classifieds

Kevin Angevine, Chair



If you have an item(s) that you would like to sell, please send a note with a description of the item(s), price, and contact information to Kevin.

<https://southsoundflyfishers.org/contact/>

The classifieds section is a courtesy to club members and all sales are the responsibility of the seller and the buyer. The South Sound Fly Fishers assumes no liability and will not settle disputes.

The following are available for purchase.

Glasses  
\$7.50 each / \$15.00 all 3



Albright Fly Rod (9' #6) & Ross R 3.5 Fly Reel (New) \$380.00





Back Brace  
\$35.00



Orvis Battlenkill Large Arbor V Fly Reel  
\$250.00



Redington Crosswater + CW 7/8/9 Fly Reel  
\$50.00



Ross CLA 4 Fly Reel (with spare spool)  
\$350



South Bend 1144 Finalist Fly Reel  
\$29.00





## Vinyl Stonefly




- Start with a black bead on your hook and wrap some black thread from the bead to about 1/3 of the way down the hook, snip off the excess.
- Insert some lead-free wire into the bead & secure to it to the same point as the above step and remove the excess.
- Continue wrapping well into the bend of the hook & build up a thread dam for our next step
- Grab some buyouts (brown adds a bit of contrast). Place them in a V formation securing them to the back of the fly.
- Wrap back slightly onto your thread dam, that'll help splay the tails apart. Continue to secure the biot stems to the hook shank & begin building up a body transition slightly past the hook point. This will build up bulk and give the tail section a better look.



- With this complete grab some medium black vinyl & secure it to the hook shank and wrap back towards the tail, return your thread forward & begin wrapping the vinyl forward in closed touching spirals until you reach thread.
- Secure the vinyl wrap taking several wraps both in front as well as behind the vinyl & snip off the excess.



- Secure your tag end in place and whip finish cutting your thread free.
- Swap out to a smaller thread for these next steps.
- Secure the thread to the head of the fly
- Secure a small piece of thin skin to the top of your fly and wrap back towards your vinyl



- Next grab the dubbing of your choice (copper ice) & create a dubbing noodle.
- Begin by wrapping just in front of your vinyl & finishing with your thread slightly in front.



- Grab a single biot and secure it to the side of your fly, the dubbing ball will help push it out measuring this one to length to be about the size of our vinyl body.



- Do the same to the other side & snip the excess free.
- Create another dubbing noodle, again using our copper dubbing and wrap this just in front of our biots.
- Once complete we'll fold over our thin skin secure it tightly in place folding it back over on itself and securing once again.
- Repeat the previous steps two more times bringing us to the head of the Fly for a total of six legs.
- Snip your thin skin free.
- Whip finish to hold it all in place.



- Add a generous amount of UV resin starting just slightly onto our vinyl ribbing over the top of the thin skin and then slightly onto the head of the fly, fix in place with the UV light.
- Brush the legs free to give it a nice “buggy” look.
- If you want to take an extra step you can fold the legs over pressing them with a pair of pliers.







## SOUTH SOUND FLY FISHERS 2024 Officers, Directors, Chairs

President	Jared Wood
Vice President	Max Doerge
Secretary	Open Seat
Treasurer	Lee Yeager
Director at Large	Tim Veneziano
Director at Large	Dalton Gorham
Past President	Lee Yeager
Conservation	Open Seat
Education	Randy Allen
Fundraising	Kevin Angevine
Membership	Phil Jaramillo
Outings Chair	Doug Dunster
Programs	Lee Yeager
Webmaster/Facebook	Vic Andrade
Newsletter Editor	Dave Brombach
FFI/Gov't	Mike Clancy

Board of Directors Zoom meetings are held the first Tuesday of every month starting at 7:00 PM with the noted exceptions below.

Club Meetings are conducted by Zoom and in-person at 7:00 PM the third Tuesday of every month except December. Zoom is open at 6:30 PM if you want to visit and talk fly fishing. In-person meetings are held at the North Olympia Fire Department located at 5046 Boston Harbor Road NE, Olympia, WA. 98506.

### **Directions:**

**From the north** - Use I-5 south exit 105B and stay right toward the port of Olympia. Follow the main road as it changes its name to East Bay Drive and then to Boston Harbor Road. About 4 miles north of the State Ave. signal is a Shell gas station; you'll find the Fire Department just past the Shell on the right side.

**From the south** - Use I-5 north exit 105 and stay right toward the port of Olympia. Go right (north) at the round-a-bout, then left at the Plum Street signal. Continue up Plum St. as it changes its name to East Bay Drive and then to Boston Harbor Road. About 4 miles north of the State Ave. signal is a Shell gas station; you'll find the Fire Department just past the Shell on the right side.

The meeting announcement and meeting Zoom code are sent to members and friends about a day ahead of the meeting by email. Website: [southsoundflyfishers.org](http://southsoundflyfishers.org)

USPS Mail Address: SSFF, PO BOX 2792, Olympia WA 98507

# South Sound Fly Fishers – 2024 Meeting Dates

<u>Board Of Directors Meetings</u>	<u>Membership Meetings</u>
* Jan 9	Jan 16
Feb 6	Feb 20
Mar 5	Mar 19
Apr 2	Apr 16
May 7	May 21
June 4	June 18
July 2	July 16
Aug 6	Aug 20
Sep 3	Sep17
* Oct 1	Oct 15
* Nov 5	Nov 19
Dec 3	No meeting this month
* Meetings will be in-person at the fire station Saturday January 20, 2024 is also reserved at the fire station	

SSFF Garden Hackle Newsletter  
© March 2024