



South Sound Fly Fishers

THE GARDEN HACKLE

Volume 24 Issue 8

August 2024

Page 1 & 2 August 20th will be the annual club picnic held at Scott Lake	Page 5 & 6 SSFF Introduction to Fly Tying Class	Page 7 This month's outing - Aug 22 & 24 at Kokanee Lake aka Lower Lake Cushman
---	--	--

Leader's Line

Jared Wood, Club President



What is better than fly fishing in the summer? Well, how about a picnic? August marks the return of our annual South Sound Fly Fishers family picnic. If you are in town I hope you will be able to join our club at the Scott Lake Community Park on **Tuesday, August 20th starting at 5:30.**

Unfortunately, I will be out of the country, so we will have to rely on our club Vice President, Max Doerge, for his comedic timing and BBQ skills to keep the event festive!



The club will be providing hamburgers and hotdogs for everyone. Members are asked to bring a side dish or a dessert along with the beverage of their choice. Be sure to bring chairs to relax in and your most trusted fly rod.

We will have casting games for distance and accuracy, and you can even try out your expertise on the FFI Skills Development Gold Course we had at our last meeting. This is a family event so bring your spouse, kids, best friend, or live-in guests. We will have a social time from 5:30 - 6:00, and the burgers and hotdogs will start to be served after 6:00.

The past few meetings we have talked about our need for a few club positions. Do you have an interest or experience with conservation topics, ideas, or want to help on our Board of Directors? Positions we currently have open include secretary, conservation chair, and a director at large position. Your voice matters and we would love your help. If any of these speak to you, I ask that you speak to me or any member on the Board of Directors. We would love to see some new faces on our club Board.

In October several members of the SSFF will be teaching a class on learning fly tying with the City of Olympia's Parks, Arts, and Recreation Dept. If you have an interest in learning fly tying, Randy Allen will be able to get you more information. Classes will start in October and are now available for registration.

Be well and remember, fly fishing is the most fun you can have when you are not catching fish!

Jared Wood
SSFF President
president@southsoundflyfishers.org



Directions to Scott Lake Community Park 2500 Scotlac Dr SW, Olympia, WA 98512:

- Take 93rd Ave SW from either I-5 or Old Hwy 99.
- Turn right on Case Road (coming from I-5) or left (coming from Hwy 99.)
- Take Case Rd south to 113th Ave SW. Looking across 113th Ave you will see Scott Creek Drive SW that veers to the left.
- Stay on Scott Creek Drive until you see Scotlac Dr SW
- Turn left on Scotlac Dr SW and you will see the lake, the park, and our SSFF Banner.

Phil's Fishing Report from the 2023 Club Auction Guided Montana Trip:

"We have returned from our Montana fishing trip. Despite the heat we had a wonderful time and fishing experience. We fished the Yellowstone both days. Day one the fishing was very slow. My grandson caught 5 and I caught 4. My grandson won all three bets: first, biggest and most. It cost me \$5 for each category. He enjoyed taking Pop's money. The second day we fished a different section of the Yellowstone. It was a much better fishing day. My grandson, Heath out fished Pop's again. He caught 15 to my 5 and again taking Pop's money for the first and most. I did get 5 bucks for the biggest. We caught several nice browns, cutthroats and rainbows. Oh, and some whitefish!



Washington State Council of Fly Fishers International (WSCFFI) & Government Affairs

Mike Clancy, Chair



The Council is planning another Fly Fishing Fair to be conducted September 21, 2024 in Vancouver, WA. at Clark College. The Program will be similar to the Lake Ballinger event. There will be casting testing for Bronze - Silver - Gold at this event, along with fly tying and various other classes. The FFI conducted a survey of the FFI members to learn what the members thought about conducting an event in Montana next year. I have attended a number of events supported by the FFI in Montana, and they are a lot of fun.

Read this letter from the FFI about the event. You won't want to miss it!

Casting Fair Sept 21st 2024

Saturday Sept. 21, 2024 9:00 AM - 4 PM

Clark College, 1933 Fort Vancouver Way, Vancouver WA

Tim Rajeff will be the premier instructor and demonstration caster Saturday Sept. 21 at the FFI Fly Casting Fair on the campus of Clark College in downtown Vancouver Wash. Rajeff will headline a range of expert casters including Mary Ann Dozer of Sisters, Ore. who will lead women's casting, Don Simonson of Camano Island Wash. who will lead the walk-in casting clinic and Dwight Klemin of Salem who will teach single-handed spey techniques. All four, including Rajeff, are FFI Master Casting Instructors and make up the core of an experienced group of instructors offering classes and demonstrations throughout the day Sept. 21. The Washington State Council of FFI is hosting the event with the volunteer help of Clark-Skamania Flyfishers. For a complete list of classes that will be offered during the day go to WWW.WSCFFI.ORG. You can reserve your space in a class beginning Friday, Aug. 2.

In addition to casting instruction, the event will feature the FFI Casting Skills Development Course where throughout the day participants can work through a range of casting challenges and skills. FFI will award Bronze, Silver and Gold levels to recognize participants achievements. Participants also can step over to the Walk-in Casting Clinic to iron out a wrinkle they discover in their cast. Casting classes are 90 minutes and range in price from \$25 to \$50. There is no charge for the Skills Development Course and Walk-In Clinic, donations are welcome.

Casting classes will be held on the expansive lawn at the center of the Clark College campus, 1933 Fort Vancouver Way. Parking is free. Around the edges of the casting areas, rod makers including Sage, Reddington, Echo, Burkheimer, TFO and others will have booths set up offer participants a hands-on experience to try out the latest in rod design.

It's a great opportunity to meet the people behind some of the iconic brands in our sport like Erik Johnson of Sage/Redington and Dick Sagara of TFO.

And casting is only the half of what will be happening Sept. 21. Inside the Gaiser Student Union FFI will host a rotating series of the most skilled fly tiers in the Northwest. Aaron Culley, FFI's Hall of Fame tier for 2024 and a member of the Atlantic Salmon Fly Tying Guild will be demonstrating his tying skill in the afternoon. Gaiser Hall will also have a 30-seat tying theater where participants can watch selected tiers at work on a big screen.

To top it off, a Clark-Skamania tying trio of Forrest Koponen, Dean Potter and Russ Flaskerud will offer a beginning tying class in the afternoon. Invite your friends, wives, neighbors, kids, brothers, grandkids and learn how to tie a fly. All materials and tools are provided and there is a \$25 fee. The event is open to the public and there is no charge for Tim Rajeff's noon presentation about rod design and how to pick the best rod for your casting ability. There is a \$50 charge for Tim's afternoon Advanced Distance/Performance casting. 90 minute classes for beginning casting, women's casting, intermediate, single-hand spey and advanced casting cost between \$40 and \$50. Registration for all classes will open Friday Aug. 2 and space is limited.

Lunch will also be available. For a menu and pre-order go to WWW.WSCFFI.ORG for details and to register for your choice of events in advance. They will fill up.

CSF members need to mark their calendar for Sept. 21 and join Washington FFI at the Fly Casting Fair. We couldn't pull this off without all the volunteers from Clark-Skamania that are helping with set up and take down for the day. Thanks from all of FFI's 700 members in Washington and Alaska.

Below is a link to the Fly Fishers International single-hand casting instructor (CI) or two-hand casting instructor (THCI) Roadmap.

[**Fly Fisher International CI and THCI Certification Roadmap**](#)





Before we address our own SSFF education, let me steer you back to Mike Clancy's article this month about the Fly Casting Fair. It will be Saturday, September 21 in Vancouver, WA. As good as our club is at teaching casting, this is an excellent all-day event with plenty of hands-on instruction and coaching for you. These are taught by the best Northwest fly casters. There will be Skills Development Courses and Walk-In Clinics for all skill levels.

The FFI casting skill levels of Bronze, Silver, and Gold are not esoteric casts perfected only by a select group to ooh and ahh the crowds. They are skills for us, the FISHERS of the world. They emphasize accuracy for you to place your fly where you *intend*...where the fish is!

Many new casters think distance is the key to success. They need to learn to double-haul, to get that fly way over there. Interestingly most recreational fishers find their catch in the 40' range, well within a beginner student's grasp. That's not to say you'll never need a distance cast, but how often for *your* fishing? Can you place your fly in the hula-hoops left, right, left, right at varying distances in the wind? With one or maybe two false casts?

I fondly remember Jim McAllister on the Cowlitz River a few years ago. Fishers waded way out into the stream. Jim remained on the bank and studied the water and the motions of the fish he observed. He remained on the shore and hooked fish after fish. He finally said gently to the fishers in the stream. "Hey guys? Turn around. You walked right through them. The fish are behind you right near the shore..." Remember J. Michelle Swope's similar advice to her paying clients?

Admittedly, those guys looked like Brad Pitt's body-doubles for *A River Runs Through It*. They weren't hooking a darn thing, but they made us look. I looked at Jim. So much for double-hauling across the river. Can you place your fly 40' away on the fish? Or less?

So, if hooking and catching is your preference, attend that Saturday in Vancouver. Read Mike's article and go to the FFI web-site for the event. You can sign up for limited space classes, or you can attend walk-up events. Either way, just do it. You'll be glad you did.

This fall SSFF will again teach our *Introduction to Fly Tying*.

Class is limited to about 15 students. Class enrollment is now open. (See below.) It's only eight weeks away.

The cost is \$79. It's very affordable for all you get. All materials to tie are included. Participants learn to tie eight flies and will tie 10 of each at home. And you'll be able to tie similar patterns when the fly shop advises you what's catching fish. For a refundable deposit we will loan a tying tool-kit for those students who need one.

Dates: Classes are Mondays 6:00 - 8:30 PM Oct 7, 14, 21, 28, Nov 4, 18, Dec 2, 9, and 16. There is no class Nov 11 (Veteran's Day) and Nov 25 (Thanksgiving week).

"Labs" to provide assistance outside of class are Thursdays from 6:00 - 8:30 PM Oct 17, 31, Nov 21, and Dec 12. Labs are after every second Monday class.

Registration is open through Olympia Parks, Arts, and Recreation. The course number is 12676. [Click to enroll.](#)

Here is our annual education program:

Introduction to Fly Fishing - Taught during February - March.

What is fly fishing all about? Is this something I want to try?

Students learn fly fishing gear: rods, reels, lines and leaders, waders, boots, and floatation devices (boats). We discuss locating fish in rivers, lakes, and the salt water, as well as local fish species you'll encounter. Our evening on entomology teaches about the life cycles of various insects, and which artificial flies imitate them.

Students also learn three useful fly-fishing knots.

We include two Saturday mornings to introduce you to the basics of casting a fly rod.


Enrollment is through the City of Olympia Parks, Arts, and Recreation.

Fly Casting - Taught spring-early summer, seven weeks, once per week. This class is for single-handed rod casting (not two-handed spey rods). You will cast a fly line for different situations including the wind. You'll also learn to "mend" your line to overcome the effect upon your line by moving river water.

Introduction to Fly Tying - Taught in the fall, nine weeks. Students learn to tie eight flies. Students also tie flies at home and bring their homework to the next class. The instructor-to-student ratio ensures students receive individual attention.

We teach a variety of flies useful anywhere including nymphs, streamers, and dry flies. After completing the course students can apply their skills to other similar flies.

Please contact Randy with questions. <https://southsoundflyfishers.org/contact/>



Outings

Doug Dunster, Chair



August 22 & 24 - Kokanee Lake aka Lower Lake Cushman (Mason County) - Rainbow Trout, Bull Trout & Kokanee.

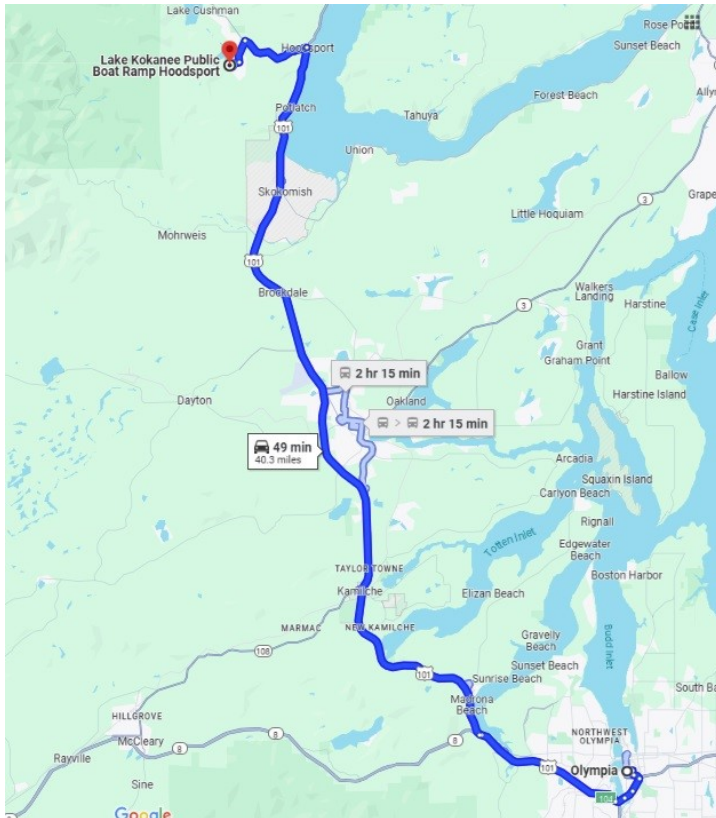
Meet in the Public Boat Launch at 9:00 AM

Equipment: Boat, pontoon or float tube, trolling motor.

Flies: With sinking line - skull cap bunny tail stinger pattern that resembles a sculpin.

With floating line - a stimulator pattern.

LOCATION:



40 miles from Olympia

- From I-5
- Take exit 104 for US-101 N toward Aberdeen/Port Angeles
- Take the US-101 N exit toward Shelton/Port Angeles
- Continue onto US-101 to Hoodspport, WA
- Turn left onto WA-119 N (N Lake Cushman Rd)
- Turn left onto Cushman-Potlatch Rd (Lower Lake Rd)
- Turn right onto Lower Lake Rd
- Turn right onto Dow Creek Dr
- Turn left Restricted usage road Lake Kokanee Public Boat Ramp Hoodspport

I have only fished Kokanee Lake once, which was last summer with Kevin Angevine. We tried trolling a variety of wooly buggers and leeches without much success. After a couple hours we found something that worked, a skull cap bunny tail stinger pattern that resembles a sculpin, a fly Kevin got from Bjorn at The Fly Fisher. We had about 1-1/2 hours with fish every few minutes trolling full sinking lines. At last month's meeting Kevin mentioned using a stimulator pattern on a floating line that the fish were hitting on the retrieve when fly was below the surface.

South Sound Fly Fishers - 2024 Outings

March 21 & 23	Munn Lake	Thurston County	Rainbow, Cutthroat, Bass & Blue Gill
April 18 & 20	Spencer Lake	Mason County	Rainbow
May 17-19	Carlisle Lake and Cowlitz River	Onalaska	Rainbow & Cutthroat
June 20 & 22	Summit Lake	Thurston County	Rainbow, Kokanee & Bass
July 18 & 20	Skookumchuck River	Lewis County	Rainbow & Cutthroat
August 22 & 24	Kokanee Lake aka Lower Lake Cushman	Mason County	Rainbow
September 21	Fly Fishers International Casting Skills Development	Clark College, Vancouver, Wa	
October 17 & 19	Cowlitz River	Lewis County	Coho, Cutthroat & Steelhead
November 23	Fly Tying - Boston Harbor Fire Station	Boston Harbor Fire Station	

Visit [Catchable trout plant reports - Washington Department of Fish & Wildlife](#) for information on the stocking dates, and numbers and sizes of fish that have been stocked to see where you might want to cast a fly.



Fundraising

Kevin Angevine, Chair



If you have an item(s) that you would like to donate, please send a note with a description of the item(s), value, and contact information to Kevin: southsoundflyfishers.org/contact/

SSFF is registered as a not-for-profit corporation with the State of Washington and is an exempt organization under section 501 (c) of the Internal Revenue Code. Donations to SSFF may be tax deductible to the full extent of IRS guidelines. While SSFF operates in 'Good Faith,' all sales are considered "As Is" condition. SSFF assumes no liability and the buyer purchases items at their own risk.

The following items are available for purchase:

**Cabela's Stowaway Fly Rod 7'6" 4 weight 5 piece rod
w/ Pfluger Medalist Reel Model 1594RC
\$135**



**Okuma SLV 4-5 reel
w/ St Croix Rio Santo 2 piece 9' 5 weight rod
\$200**




**Okuma Sierra S 8-9
w/ Cabela's new WF8F Floating Line
\$60**



Okuma Integrity 7/8 Fly Reel

\$45

Large arbor performance. Featuring a patented oversized stainless steel-based disc drag



Do you have some fishing gear that you don't use?
Have you considered donating it to the club?



Ausable Wulff



<https://www.flyfishersinternational.org/>

Written by: Jerry Coviello
Photographed By: Jerry Coviello
Creator: Fran Betters

Hook: Dry Fly Hook Sizes 10 to 16
Thread: Fluorescent Orange 6/0
Body: Burnt Orange or Cinnamon-Color Australian possum
Tail: Woodchuck guard hairs
Hackle: Brown and Grizzly rooster
Wing: White Calf Tail

- The tying point for the wing is 1/3 of the shank of the hook from the eye of the hook. Lay a base of thread on the shank of the hook to help the wing from slipping to the other side of the fly.
- Cut hair from the calf tail and stack them. About the 3 to 4 thickness of the hook wire. Take the under fur and short hairs out of the hair. Measure them to the hook shank. The wing should be as long as the shank of the hook.
- Once the wing is measured, move it to the tying spot on the hook, at 1/3 the shank distance from the eye of the hook.
- Hair can be tricky to tie in for a wing. Use the pinch/loop/method to secure the wing in place. Make sure the hair is on top of the hook, not wrapping around the hook.
- Once the wing is secure, lift the wing up and place a thread dam in front of the wing, also known as a jam knot. This will help hold the wing upward.
- Cut the butt ends of the calf tail at an angle, this will help with the dubbing to create a nice, tapered body.
- Secure the butt ends with wraps of thread and bring the thread to in front of the wing



- Use a bodkin to separate the wing into two halves.
- Once they are separated, take the tying thread, and pass through the middle of the wings so they stay separated.
- Wrap the tying thread around the base of each wing, to make nice, compressed wings.



- For the tail we are using woodchuck guard hairs. They are long and have a nice barring of white, reddish brown and black. Cut a bunch off the hide, clean the underfur out and stack, then measure the hook shank for length.
- Once the tail is measured, transfer it to the tying position at the bend of the hook. The bend of the hook is right above the hook's barb.

- Bring the thread to the bend of the hook; use the pinch/loop/method to secure the tail material to the hook. Use the tail to help make the tapered body. Then bring the thread back to the bend of the hook.



- Dub a nice tight dubbing noodle for the body.
- Dub a tight body, leave a space to tie in the hackle feathers behind the wing.
- Size a grizzly and a brown hackle to the size of the hook. Tie both of the hackles in under the shank of the hook and behind the wing, have the dull sides facing each other.

- Wrap one or both hackles at the same time. I personally like to wrap my hackles one at a time. Take the brown hackle and wrap behind the wing 3 times, then pass through the wing and finish wrapping the brown hackle in front of the wing. Tie off the brown hackle and cut the tip of the hackle off.



- Repeat the last step with the grizzly hackle.
- Build a head, whipfinish and add a drop of head cement to the finished fly.



2024 SOUTH SOUND FLY FISHERS Officers, Directors, Chairs	
President	Jared Wood
Vice President	Max Doerge
Secretary	Open Seat
Treasurer	Lee Yeager
Director at Large	Tim Veneziano
Director at Large	Open Seat
Past President	Lee Yeager
Conservation	Open Seat
Education	Randy Allen
Fundraising	Kevin Angevine
Membership	Phil Jaramillo
Outings Chair	Doug Dunster
Programs	Lee Yeager
Webmaster/Facebook	Vic Andrade
Newsletter Editor	Dave Brombach
FFI/Gov't	Mike Clancy

If you are interested in filling an open seat, please contact the President or Vice President @ southsoundflyfishers.org/contact/

South Sound Fly Fishers - 2024 Meeting Dates	
<u>Board Of Directors Meetings</u>	<u>Club Membership Meetings</u>
Jan 9 (in person)	Jan 16
Feb 6	Feb 20
Mar 5	Mar 19
Apr 2 (in person)	Apr 16
May 7	May 21
June 4 (in person)	June 18
July 2	July 16 - This month's meeting
Aug 6 (in person)	Aug 20 - Annual Picnic @ Scott Lake
Sept 3	Sep 17
Oct 1 (in person)	Oct 15
Nov 5 (in person)	Nov 19
Dec 3	No meeting this month

Board of Directors meetings are held the first Tuesday of every month starting at 7:00 PM with the noted exceptions as indicated above.

Club Meetings are conducted by Zoom and in-person at 7:00 PM the third Tuesday of every month except December. Zoom is open at 6:30 PM if you want to visit and talk fly fishing. In-person meetings are held at the North Olympia Fire Department located at 5046 Boston Harbor Road NE, Olympia, WA. 98506.

From the north - Use I-5 south exit 105B and stay right toward the port of Olympia. Follow the main road as it changes its name to East Bay Drive and then to Boston Harbor Road. About 4 miles north of the State Ave. signal is a Shell gas station; you'll find the Fire Department just past the Shell on the right side.

From the south - Use I-5 north exit 105 and stay right toward the port of Olympia. Go right (north) at the round-a-bout, then left at the Plum Street signal. Continue up Plum St. as it changes its name to East Bay Drive and then to Boston Harbor Road. About 4 miles north of the State Ave. signal is a Shell gas station; you'll find the Fire Department just past the Shell on the right side.

The meeting announcement and meeting Zoom code are sent to members and friends about a day ahead of the meeting by email. Website: southsoundflyfishers.org
 USPS Mail Address: SSFF, PO BOX 2792, Olympia WA 98507