



South Sound Fly Fishers

THE GARDEN HACKLE

Volume 24 Issue 9

September 2024

Page 1 & 2 Awards presented at the annual picnic	Page 5 & 6 <u>Fly Fishers International Fly Casting Fly Tying Fair</u>	Page 7 & 8 Intro to Fly Tying class <u>Enrollment page</u>
---	---	--

Leader's Line

Jared Wood, Club President



I would like to thank all those who attended our Annual Club picnic in lieu of our regular meeting on August 20th. There was a great turnout, and we have received many compliments about the fantastic food! If you were not able to attend, we announced our **2023 SSFF Club Award Recipients** which I would like to take the time and highlight.



Annual Picnic-1 2024



Annual Picnic-2 2024

The Alan Harger Award

The South Sound Fly Fishers Board of Directors award for superior and sustained service to the Club as a Board member was created in 2009. Criteria for receipt of the award include:

1. Recipient must have served as a member of the SSFF Board of Directors for five or more years in at least two capacities.
2. Recipient must have contributed to the success and sustenance of the Club and its membership through his or her efforts and skills.
3. Recipient must have served as a model of community service to the Club and its members.

The Alan Harger Service Award was presented to **Mike Clancy** for his meritorious and sustained service while assigned as a member of the South Sound Fly Fishers Board of Directors. His contributions are a model for our community and directly resulted in the success of our Club.

The Fly Fisher of the Year Award

This award is given annually to the club member who has contributed outstanding time and efforts to further the club in its mission to educate and conserve in all club activities.

The 2023 Fly Fisher of the Year Award was presented to **Max Doerge** in recognition for his outstanding service, time, and efforts he contributed to the SSFF in our mission to promote education and conservation throughout our community.

Please join me in thanking Mike and Max for the time, energy, and service to others in which they have contributed. All three of these gentlemen are well deserving of this unique recognition.



Alan Harger Service Award - Mike Clancy 2024



Fly Fisher of the Year - Max Doerge 2024

We now have some SSFF Club hats for sale for only \$15! Many were sold at the picnic, but we still have some which will be available at our club meeting. We are keeping the pricing low because the primary goal is to show pride in our club and support cohesion.

Lastly, we are getting closer to our grant evaluation and voting season. This is where our SSFF Board of Directors needs YOUR help and input. If you know of any organizations, conservation projects, or initiatives which are worthy of our support, please let us know. The BOD spends a lot of time collaborating and discussing how we want to support and provide a positive impact to our community and the sport of fly fishing. We will be voting at the BOD meeting in November on grant awards and contributions.

Anyone that is interested in serving on the SSFF Board of Directors, please contact Jared or Max <https://southsoundflyfishers.org/contact/>

As always...“fly fishing is the most fun you can have when you are not catching fish.”
Take care, be well, and tight lines!


Jared Wood
SSFF President
president@southsoundflyfishers.org



Kokanee Lake - Veronica-Aug 2024



Kokanee Lake -Kevin-Aug 2024



Our speaker this month will be David Paul Williams -

David Paul Williams' presentation will be
Washington Fly Fishing: From Desert to Salt

A lifetime of choices await fly anglers in Washington. David Paul Williams' seminar begins with Desert Lakes and ends with Puget Sound Beaches and covers the rivers and lakes between those two extremes. He even provides information about Olympic Peninsula Rivers.

David Paul Williams has written for American Angler, Fly Fisherman, Northwest Fly Fishing, Southwest Fly Fishing, American Fly Fishing, Eastern Fly Fishing, Fly Fusion, Bassmaster, Fly Fishing & Tying Journal, and Game & Fish magazines. He also wrote the book on smallmouth bass, *Flyfishing for Western Smallmouth*. He writes the Good-Gear Guide at good-gear-guide. blogspot.com and is the former Editor-In-Chief of Flyfisher and Department Editor at Flyfishing & Tying Journal. He gives entertaining media presentations to clubs and organizations on carp, smallmouth bass, saltwater beach fishing, panfish, and alpine trout. Also known for his simple, yet effective fly patterns, he has been fly fishing since he was ten years old.

Lee Yeager
Program Chair



Cady Lake Feb2024

Washington State Council of Fly Fishers International (WSCFFI) & Government Affairs

Mike Clancy, Chair



Casting Fair Sept 21st 2024 **[Fly Fishers International Fly Casting Fly Tying Fair](#)**

Saturday Sept. 21, 2024 9:00 AM - 4 PM
Clark College, 1933 Fort Vancouver Way, Vancouver WA

Tim Rajeff will be the premier instructor and demonstration caster Saturday Sept. 21 at the FFI Fly Casting Fair on the campus of Clark College in downtown Vancouver Wash.

Rajeff will headline a range of expert casters including Mary Ann Dozer of Sisters, Oregon who will lead women's casting, Don Simonson of Camano Island Washington who will lead the walk-in casting clinic and Dwight Klemin of Salem, Oregon who will teach single-handed spey techniques.

All four, including Rajef, are FFI Master Casting Instructors and make up the core of an experienced group of instructors offering classes and demonstrations throughout the day. The Washington State Council of FFI is hosting the event with the volunteer help of Clark-Skamania Flyfishers. For a complete list of classes that will be offered during the day go to www.wscffi.org. You can reserve your space in a class - registration is open.

In addition to casting instruction, the event will feature the FFI Casting Skills Development Course where, throughout the day, participants can work through a range of casting challenges and skills. FFI will award Bronze, Silver, and Gold levels to recognize participants' achievements.

Participants also can step over to the Walk-in Casting Clinic to iron out a wrinkle they discover in their cast.

Casting classes are 90 minutes and range in price from \$25 to \$50. There is no charge for the Skills Development Course and Walk-In Clinic, donations are welcome.

Casting classes will be held on the expansive lawn at the center of the Clark College campus, 1933 Fort Vancouver Way.

Parking is free.

Around the edges of the casting areas rod makers including Sage, Reddington, Echo, Burkheimer, TFO, and others will have booths set up to offer participants a hands-on experience to try out the latest in their rod designs. It's a great opportunity to meet the people behind some of the iconic brands in our sport like Erik Johnson of Sage/Redington and Dick Sagara of TFO.

And casting is only the half of what will be happening Sept. 21. Inside the Gaiser Student Union FFI will host a rotating series of the most skilled fly tiers in the Northwest. Aaron Culley, FFI's Hall of Fame tier for 2024 who is also a member of the Atlantic Salmon Fly Tying Guild, will be demonstrating his tying skills in the afternoon. Gaiser Hall will also have a 30-seat tying theater where participants can watch selected tiers at work on a big screen.

To top it off, a Clark-Skamania tying trio of Forrest Koponen, Dean Potter, and Russ Flaskerud will offer a beginning tying class in the afternoon. Invite your friends, wives, neighbors, kids, brothers, grandkids and learn how to tie a fly. All materials and tools are provided; there is a \$25 fee.

The event is open to the public and there is no charge for Tim Rajeff's noon presentation about rod design and how to pick the best rod for your casting ability. There is a \$50 charge for Tim's afternoon Advanced Distance/Performance casting. 90 minute classes for beginning casting, women's casting, intermediate, single-hand spey, and advanced casting cost between \$40 and \$50.

Registration for all classes is open and space is limited.

Lunch will also be available. For a menu and pre-order go to www.wscffi.org for details and to purchase in advance.

Mark your calendar for Sept. 21 and join Washington FFI at the Fly Casting Fair. We couldn't pull this off without all the volunteers from Clark-Skamania that are helping with set up and take down for the day. Thanks, from all of FFI's 700 members in Washington and Alaska.

[Fly Fisher International CI and THCI Certification Roadmap](#)





Another quick reminder about the FFI Fly Casting Fair Saturday, September 21 in Vancouver, WA. *Successful* fly fishing is about putting your fly where you want it. This is more critical, and needs to be done fast in rivers and streams. But, when you see a rise in the lake, you'll target your cast toward that fish! Accuracy is the word. This all-day event will provide hands-on instruction and coaching for fly casters of all skill levels. See Mike Clancy's article about this FFI event. **Go!**

At home with SSFF our next class, ***Introduction to Fly Tying*** begins Monday, October 7. Only 5 seats remain. Each class we have taught has maxed out at 15 students.

To prep for this year's class, I need to **thank Kevin Angevine** and **Lee Yeager** for providing a lot of help.

Imagine this. Each student will receive a packet with the materials needed to tie 11 flies of the week's fly pattern. Eight flies and 15 students adds to 120 packets. No big deal. Ya' think?? Each fly has at least four, maybe five material elements - wires, feathers, dubbing, fur...oh my! One of our patterns, the foam hopper, uses four rubber legs. Last year Kevin personally cut over 700 little rubber legs and stuffed them into the student packets. This year Lee did an excellent job selecting the "right" partridge feathers for one of the flies. Yes, 165 little feathers plus extras, each hand selected.

Thank you Kevin and Lee for assembling these student packets. The class could not happen without your efforts!

This fall SSFF will again teach our *Introduction to Fly Tying*.

Class is limited to about 15 students. Register through Olympia Parks, Arts, and Recreation. The course number is 12676. [Click to enroll](#).

The cost is \$79. It's very affordable for all you get. All tying materials are included. Participants learn to tie eight flies and will tie ten at home. The best part? You'll be able to tie *similar patterns* when the fly shop advises you what's catching fish. For a refundable deposit we will loan a tying tool-kit for students who need one.

Dates: Classes are Mondays 6:00 - 8:30 PM Oct 7, 14, 21, 28, Nov 4, 18, Dec 2, 9, and 16. There is no class Nov 11 (Veteran's Day) and Nov 25 (Thanksgiving week).

"Lab nights" to provide extra assistance are Thursdays 6:00 - 8:30 PM Oct 17, 31, Nov 21, and Dec 12. Labs are offered after every second fly taught. See you in class!

Here is our annual education program:

Introduction to Fly Fishing - Taught during February - March.

What is fly fishing all about? Is this something I want to try?

Students learn fly fishing gear: rods, reels, lines and leaders, waders, boots, and floatation devices (boats). We discuss locating fish in rivers, lakes, and the salt water, as well as local

fish species you'll encounter. Our evening on entomology teaches about the life cycles of various insects, and which artificial flies imitate them.

Students also learn three useful fly-fishing knots.

We include two Saturday mornings to introduce you to the basics of casting a fly rod.

Enrollment is through the City of Olympia Parks, Arts, and Recreation.

Fly Casting - Taught spring-early summer, seven weeks, once per week. This class is for single-handed rod casting (not two-handed spey rods). You will cast a fly line for different situations including the wind. You'll also learn to "mend" your line to overcome the effect upon your line by moving river water.

Introduction to Fly Tying - Taught weekly in the fall. Students learn to tie eight flies. Students also tie flies at home and bring their homework to the next class. Students will receive plenty of individual attention.

We teach a variety of flies useful anywhere including nymphs, streamers, and dry flies. After completion students can apply their skills to numerous other, similar flies.

Please contact Randy with questions. <https://southsoundflyfishers.org/contact/>



Outings

Doug Dunster, Chair



September 21 - 9:00 AM - 4:00 PM

This month's outing will be the Fly Casting & Fly-Tying Fair

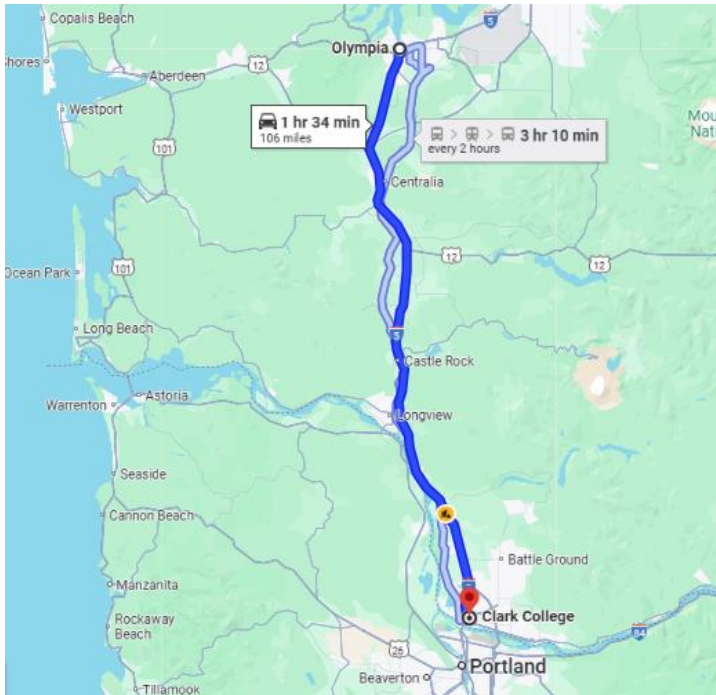
Fly Fishers International - Fly Casting & Fly-Tying Fair -
Clark College, 1933 Fort Vancouver Way
Vancouver, Washington

WSCFFI Casting and Fly-Tying event:

- Casting & fly-tying classes morning & afternoon
- Demonstration fly tyers all day
- Walk-in casting clinic all day long
- Casting classes include, beginning, women's, intermediate, advanced and spey taught by FFI Certified Casting Instructors and Master Casting Instructors.
- Rod manufacturers will be present with demonstration rods.
- Come and obtain your bronze, silver or gold certification at the Casting Skills Development course.

LOCATION:

Approximately 106 miles from Olympia



Directions from Olympia, WA:

- I-5 South to Vancouver WA
- Take Exit 1D to E 4th Plain Blvd.
- Continue 1.1 miles to Fort Vancouver Way.
- Turn right to Clark College
- 1933 Fort Vancouver Way, Vancouver WA

South Sound Fly Fishers - 2024 Outings			
March 21 & 23	Munn Lake	Thurston County	Rainbow, Cutthroat, Bass & Blue Gill
April 18 & 20	Spencer Lake	Mason County	Rainbow
May 17-19	Carlisle Lake and Cowlitz River	Onalaska	Rainbow & Cutthroat
June 20 & 22	Summit Lake	Thurston County	Rainbow, Kokanee & Bass
July 18 & 20	Skookumchuck River	Lewis County	Rainbow & Cutthroat
August 22 & 24	Kokanee Lake aka Lower Lake Cushman	Mason County	Rainbow
September 21	Fly Fishers International Casting Skills Development	Clark College, Vancouver, WA	
October 17 & 19	Cowlitz River	Lewis County	Coho, Cutthroat & Steelhead
November 23	Fly Tying - Boston Harbor Fire Station	Boston Harbor Fire Station	

Visit [Catchable trout plant reports - Washington Department of Fish & Wildlife](#) for information on the stocking dates, and numbers and sizes of fish that have been stocked to see where you might want to cast a fly.



Munn Lake - Winter 2024



Do you have item(s) that you don't use?
Have you considered donating it/them to the club?
SSFF is registered as a not-for-profit corporation with the State of Washington and is an exempt organization under section 501 (c) of the Internal Revenue Code. Donations to SSFF may be tax deductible to the full extent of IRS guidelines.
While SSFF operates in 'Good Faith,' all sales are considered "As Is" condition. SSFF assumes no liability and the buyer purchases items at their own risk.

There are 2 approaches that can be taken.

The first, and preferred method (Donation):

Donate the item(s) to the club, and we will list it in our classifieds. All money from the sale of the item(s) will be added to the club's general fund.

The second method (Private Sale) available for current paid members only:

List your item(s) in our classified as a private sale. **No retail, business or commercial sales are permitted.** This will be a transaction between the seller and purchaser. The club will not act as an arbitrator or as an agent for either party. The SSFF club will accept NO liability in this transaction.

We suggest that a donation in the amount of 20% of the sale price be granted to the SSFF club. The SSFF is an IRS recognized non-profit.

The SSFF will list the item(s) in both our monthly newsletter and our website (<https://southsoundflyfishers.org/>) under Donations and Support - Classified.

The format will include:

- a short description (20 words maximum)
- price
- contact information (**list only the contact info that you are comfortable listing.**)
- no photos will be accepted for a private sale.

Example:

XYZ fly rod & reel (5 wt) - \$100 - Contact John Doe (johndoe@xmail.com) 555-333-4444

To donate item(s) to your club, or to take advantage of your club's classifieds for a private sell, please contact the Fundraising Chair, Kevin Angevine via southsoundflyfishers.org/contact/

The following items are available for purchase from the SSFF club:

**Cabela's Stowaway Fly Rod 7'6" 4 weight 5 piece rod
w/ Pfluger Medalist Reel Model 1594RC
\$135**



**Okuma Sierra S 8-9
w/ Cabela's new WF8F Floating Line
\$60**



Okuma SLV 4-5 reel
w/ St Croix Rio Santo 2 piece 9' 5 weight rod
\$200



Cabela's Prestige Plus II Reel
Brand New
\$45



Women Simms Boots
Size 7 - never worn
\$50



Men's WhiteRiver Boots
Size 10 Reg - Worn Only twice
\$45




Green Drake” (jig-parachute)



Written by: Gretchen & Al Beatty
Photographed By: Al Beatty
Creator: The Beattys

Hook: Jig Hook Sizes 8 to 12
Thread: Olive
Head: Green closed cell foam
Tail: Moose body hair
Rib: Yellow single strand floss
Wing: Gray poly yarn
Body: Olive dubbing
Hackle: Grizzly (opt grizzly dyed olive)

1. Mount the hook in the vise with the eye pointing down; we'll complete the fly in this position but it rides on the water with its point up. Apply a thread base to the shank excluding the part that points down. We need that portion in a future step as a hackle platform. Cut a thin strip of green closed-cell foam and clip a segment that is equal to three-fourths the shank in length. Cut a slot in the foam only advancing about two-thirds of its length. Slip the foam slot over the hook so it can be tied to the sides of the shank. Tie it in place forming a small foam head pointing to the front of the hook. Tie on a tail of stacked moose hair making sure the bundle is split in half and also anchored to the *sides* of the hook; be sure to wrap down into the bend so the tail will tilt up when the fly lands on the water. Note: If you tie the materials to the top of the shank your fly will tend to tip to one side or the other.



2. Select a strand of yellow floss and tie it to the hook to use as a rib in the next step. Wrap the thread to the front of the hook and attach a doubled strand of poly yarn to the part of the shank that points down. Trim the wings to length and wrap the thread to the back of the hook.



3. Apply dubbing and rib to complete the body. We included a couple of turns around the foam head but this up to the tier's discretion

4. Select a grizzly hackle and strip the fuzzy fibers from the base of the stem. Tie the feather to the bottom of the "post" (shank) binding it in place while wrapping to the hook eye. Trim the waste end of the stem then place a half-hitch over the eye at the top of the post.



5. Wrap the hackle up the post to meet the thread at the hook eye. Tie it off, place a half-hitch, and trim the excess feather.

6. Use a half-hitch tool to place a whip finish. A couple of "doubles" and a coat of head cement completes the fly.





2024 SOUTH SOUND FLY FISHERS Officers, Directors, Chairs	
President	Jared Wood
Vice President	Max Doerge
Secretary	Open Seat
Treasurer	Lee Yeager
Director at Large	Tim Veneziano
Director at Large	Open Seat
Past President	Lee Yeager
Conservation	Open Seat
Education	Randy Allen
Fundraising	Kevin Angevine
Membership	Phil Jaramillo
Outings Chair	Doug Dunster
Programs	Lee Yeager
Webmaster/Facebook	Vic Andrade
Newsletter Editor	Dave Brombach
FFI/Gov't	Mike Clancy

If you are interested in filling an open seat, please contact the President or Vice President at southsoundflyfishers.org/contact/

South Sound Fly Fishers - 2024 Meeting Dates	
<u>Board Of Directors Meetings</u>	<u>Club Membership Meetings</u>
Jan 9 (in person)	Jan 16
Feb 6	Feb 20
Mar 5	Mar 19
Apr 2 (in person)	Apr 16
May 7	May 21
June 4 (in person)	June 18
July 2	July 16 - This month's meeting
Aug 6 (in person)	Aug 20 - Annual Picnic @ Scott Lake
Sept 3	Sept 17
Oct 1 (in person)	Oct 15
Nov 5 (in person)	Nov 19
Dec 3	No meeting this month

Board of Directors meetings are held the first Tuesday of every month starting at 7:00 PM with the noted exceptions as indicated above.

Club Meetings are conducted by Zoom and in-person at 7:00 PM the third Tuesday of every month except December. Zoom is open at 6:30 PM if you want to visit and talk fly fishing. In-person meetings are held at the North Olympia Fire Department located at 5046 Boston Harbor Road NE, Olympia, WA. 98506.

From the north - Use I-5 south exit 105B and stay right toward the port of Olympia. Follow the main road as it changes its name to East Bay Drive and then to Boston Harbor Road. About 4 miles north of the State Ave. signal is a Shell gas station; you'll find the Fire Department just past the Shell on the right side.

From the south - Use I-5 north exit 105 and stay right toward the port of Olympia. Go right (north) at the round-a-bout, then left at the Plum Street signal. Continue up Plum St. as it changes its name to East Bay Drive and then to Boston Harbor Road. About 4 miles north of the State Ave. signal is a Shell gas station; you'll find the Fire Department just past the Shell on the right side.

The meeting announcement and meeting Zoom code are sent to members and friends about a day ahead of the meeting by email. Website: southsoundflyfishers.org
 USPS Mail Address: SSFF, PO BOX 2792, Olympia WA 98507

SSFF Garden Hackle Newsletter
 © September 2024