



South Sound Fly Fishers

THE GARDEN HACKLE

Volume 24 Issue 12

December 2024

Page 1 & 14 No meeting in Dec - Jan 21 st 2025 is our next meeting	Page 2 & 13 2025 SSFF Officers and Chairs	Page 1 & 6 2025 scheduled outings
---	--	--------------------------------------

Leader's Line

Jared Wood, Club President



Greetings everyone, I hope this holiday season finds you healthy and well. As our year comes to a close, the South Sound Fly Fishers has much to be thankful for in 2024. We have had a very successful year in our outreach, education efforts, financially, and in our annual donation drive for Munn Lake. I am happy to report that your Board of Directors approved an increase and doubled our donations from last year to the conservation organizations that the club sponsors. Likewise, we are on track to have another successful year in 2025 with the continuation of our classes we teach through the City of Olympia, and our club auction scheduled for in May. The board also approved the rollover of our \$10K 12 Month CD into another 7-month term, gaining more interest for us.

Friendly reminder that **we do not have a scheduled club meeting or outing in December.** However, many of our local lakes have been stocked recently. I challenge everyone to take a fishing trip with your friends and family, and help teach others how to stay warm while fishing in the colder weather. That is a universal skill that many have yet to master. Our outing in January will be a **Fly Tying event on Jan 18th 10:00 am to 2:00 pm.** Our **first club meeting will be on Jan 21st.** More details will be in our January newsletter, but I encourage everyone to attend even if you don't tie flies. Lunch will be provided, and these events have been a great success.

If you were not able to make the November club meeting, the 2025 Officers and Chairs were approved:

2025 SSFF Officers and Chairs:

Officers

- President: Jared Wood
- Vice President: Max Doerge
- Secretary: Veronica Smolen
- Treasurer: Lee Yeager
- Director at Large 1: Murray Boulware
- Director at Large 2: Bruce Lincoln

Chairs

- Conservation: Tim Veneziano
- Education: Randy Allen
- Fundraising: Kevin Angevine
- Membership: Phil Jaramillo
- FFI: Mike Clancy
- Newsletter: Dave Brombach
- Webmaster/Media: Vic Andrade
- Vacant Chairs: Programs and Outings

We still need Programs and Outings Chairs if you have an extra 3 hours a month to give. Our 2025 Events Calander is also attached. This was created from your input at our November meeting. We will discuss the Pop-Up outings in more detail during our Jan/Feb meetings, and we will decide the best communication methods to coordinate these outings. Our main goal for the Pop-Up trips is to not pass up good weather weekends earlier in the month, or if any group of members wants to get together outside of a scheduled trip.

Lastly, the Board will be voting on the 2024 Fly Fisher of the Year Award at our next BOD meeting. If you have any nominations please let me know who you would like to recommend with their accomplishments in outreach and service to our club.

I am excited and look forward to our 2025 activities. As always, “fly fishing is the most fun you can have when you are not catching fish.”

Take care, be well, happy holidays, and tight lines!

Jared Wood
SSFF President

president@southsoundflyfishers.org





One fly remains in our eight-week Fly Tying class. Fifteen students joined us this year, and their quality of flies is such that any of us would fish their work. They have learned to tie eight different patterns of nymphs, streamers, and dry flies. They will have put about 80 flies into their fly boxes. We don't teach every fly ever conceived, but we offer a great start on basic, successful flies. With their knowledge students can tie many similar patterns their local fly shops will recommend for many waters when they travel.

I restate from tyer Jim Quick, "It is better to spend an hour tying one fly than to tie a dozen flies that would only be taken by a trout with a sense of humor..." These students have taken that mantra seriously.

They are catching fish with the flies they have tied. That is super-gratifying, and we are thrilled with their success. We are very proud of their accomplishments!

Here they are tying the foam hopper pattern.



In this last Garden Hackle for 2024, I want to give credit where credit is due to those members who have devoted hours to making this sport come true for our students. We've taught five-weeks of Introduction to Fly Fishing, seven-weeks of Fly Casting, and eight-weeks of Fly Tying. Our instructors have devoted 20 weeks with the students. That's just the in-class time. They spent countless hours spent in preparation. That's a lot of dedication. They share anything they know about our sport.

Thank you to our instructors in alphabetical order.

Tobey Anderson, Vic Andrade, Kevin Angevine, Dave Brombach, Mike Clancy, Wayne Dixon, Max Doerge, Steve Farquhar, Bert French, "Lefty" Phil Jarmillo, Bruce Lincoln, Jim Maus, Tim Mettier, Burt and Ginger Sarver, Lee Yeager, and Jared Wood.

We also thank our instructors who worked tirelessly with the sixth, seventh, and eighth graders at Griffin Middle School. We taught the students to cast, tie, and catch fish on their field trip to Long Pond. Tobey Anderson, Kevin Angevine, Mike Clancy, Max Doerge, Walt Dohring, Doug Dunster, Fran Eide, Bert French, Phil Jarmillo, John Rosenberg, and Lee Yeager. And we thank Don's son Riley Freeman, of DFW, for stocking the pond just in time for the students' field trip.

THANK YOU all!

Tying the Parachute Adams dry fly



Looking ahead our popular five-week Introduction to Fly Fishing will begin late February, 2025. Look for details in January's Garden Hackle. Until then, I wish you the happiest holidays to you and yours. Enjoy your family time, and stay safe. And, go out and fish!

Here is our annual education program. Enroll through Olympia Parks, Arts, and Recreation.

Introduction to Fly Fishing - Taught during February - March.

What is fly fishing all about? Is this something I want to try?

Students learn fly fishing gear: rods, reels, lines and leaders, waders, boots, and floatation devices (boats). We discuss locating fish in rivers, lakes, and the salt water, as well as local fish species you'll encounter. Our evening on entomology teaches about the life cycles of various insects, and which artificial flies imitate them.

Students also learn three useful fly-fishing knots.

We include two Saturday mornings to introduce you to the basics of casting a fly rod.

Fly Casting - Taught spring-early summer, seven weeks, once per week. This class is for single-handed rod casting (not two-handed spey rods). You will cast a fly line for different situations including the wind. You'll also learn to "mend" your line to overcome the effect upon your line by moving river water.

Introduction to Fly Tying - Taught weekly in the fall. Students learn to tie eight flies. Students also tie flies at home and bring their homework to the next class. Students will receive plenty of individual attention.

We teach a variety of flies useful anywhere including nymphs, streamers, and dry flies. After completion students can apply their skills to numerous other, similar flies.

Please contact Randy with questions. <https://southsoundflyfishers.org/contact/>



Outings

Doug Dunster, Chair



No scheduled outings this month.

The planned outings for 2025 are below.

Visit [Catchable trout plant reports - Washington Department of Fish & Wildlife](#) for information on the stocking dates, and numbers and sizes of fish that have been stocked to see where you might want to cast a fly.

South Sound Fly Fishers - 2025 Outings			
January 18th	Fly Tying/Lunch	Boston Harbor Fire Station	January 18th
February 15 th	Steamboat Island	Olympia Outboard Club	February 15 th
March 15th	Staircase	Sea Run	March 15th
April 12th	Evergreen (King Tides)	Pop-up trip to Munn	April 12th
May 17 th	Auction	Pop up trip to Little D	May 17 th
June 21st	Cold Water Lake (St. Helens)		June 21st
July 18th - 20th	Cowlitz Campout	Carline Lk, Cowlitz River, Mayfield Lk, Swafford Pond	July 18th - 20th
August 15 - 17th	Yakima Campout / Annual Picnic on Aug 19th	Western Rivers Conservancy Property	August 15 - 17th
September 20th	Fly Fishers International Casting Skills Development	Pop-Up TBD	September 20th
October 18th	Kennedy Creek - Johns Creek		October 18th
November	Fly Tying / 2026 Event Planning	Boston Harbor Fire Station	November



Do you have item(s) that you don't use?

Have you considered donating it/them to the club?

SSFF is registered as a not-for-profit corporation with the State of Washington and is an exempt organization under section 501(c)(3) of the Internal Revenue Code. Donations to SSFF may be tax deductible to the full extent of IRS guidelines.

While SSFF operates in 'Good Faith,' all sales are considered "As Is" condition. SSFF assumes no liability and the buyer purchases items at their own risk.

There are 2 approaches that can be taken.

The first, and preferred method (Donation):

Donate the item(s) to the club, and we will list it in our classifieds. All money from the sale of the item(s) will be added to the club's general fund.

The second method (Private Sale) available for current paid members only:

List your item(s) in our classified as a private sale. **No retail, business, or commercial sales are permitted.** This will be a transaction between the seller and purchaser. The club will not act as an arbitrator or as an agent for either party. The SSFF club will accept NO liability in this transaction.

We suggest that a donation in the amount of 20% of the sale price be granted to the SSFF club. The SSFF is an IRS recognized non-profit.

The SSFF will list the item(s) in both our monthly newsletter and our website (<https://southsoundflyfishers.org/>) under Donations and Support - Classified.

The format will include:

- a short description (20 words maximum)
- price
- contact information (**list only the contact info that you are comfortable listing**).
- no photos will be accepted for a private sale.

Example:

XYZ fly rod & reel (5 wt) - \$100 - Contact John Doe (johndoe@xmail.com) 555-333-4444

To donate item(s) to your club, or to take advantage of your club's classifieds for a private sell, please contact the Fundraising Chair, Kevin Angevine via

southsoundflyfishers.org/contact/

The following items are available for purchase from the SSFF club:

**Cabela's Stowaway Fly Rod 7'6" 4 weight 5 piece rod
w/ Pflueger Medalist Reel Model 1594RC
\$135**



**Okuma Sierra S 8-9
w/ Cabela's new WF8F Floating Line
\$60**



Cabela's Prestige Plus II Reel for 5/6-weight line
Brand New
\$45



Women's Simms Boots
Size 7 - never worn
\$50



Men's White River Boots
Size 10 Reg - Worn Only twice
\$45



“Wonder Wings Made Easy” Wonder Wing PMD

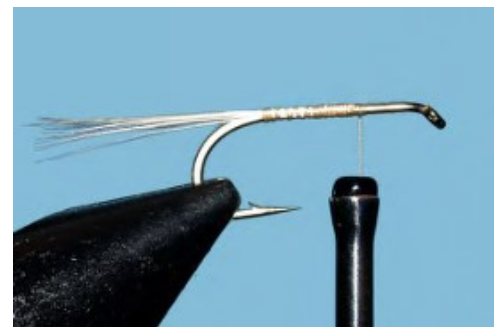
Written by: Gretchen & Al Beatty
Photographed By: Gretchen & Al Beatty
Creator: Al Beatty




Materials:

Hook: Size 20 to 12, TMC 100,
Mustad 94840 or similar
Thread: Beige or tan, 70 denier (6/0) in size
Tail: Whiting Tailing Pack fibers,
ginger color
Wings: Large ginger feathers, looped
Wonder Wing
Body: Tan muskrat dubbing
Hackle: Ginger
Head: Thread

1. Mount the hook in the vise and apply a short thread base starting at the 1/4 position back from the eye. Wrap the thread back several turns so you have a base that measures the span of three hook eyes. Trim away the waste end of the thread. Select a clump of hackle fibers about as big around as the hole in the hook eye, even the tips and attach them to the back of the hook to form a tail slightly longer than the shank. Leave the thread hanging at the 1/4 position on the shank.



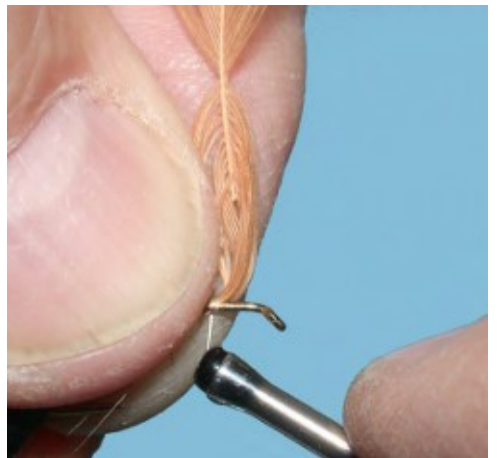
2. Select two large ginger hackle feathers from a saltwater rooster cape, pair them so the natural curve is away from each other and trim away an inch or so of the base end (thickest part) of the stem. Gently sweep the fibers back along a section of the two stems that is $\frac{2}{3}$ the length of the hook shank. Tie them on the shank very short. Use three snug but not tight thread wraps as illustrated. This is important, so take notice!



3. While holding the fibers between the left forefinger and thumb, gently pull the wings out to the proper length. Be careful, once the stems slip out from under the thread wraps because it is easy to pull the wing assembly too far. If that happens, then you'll get the opportunity to do the process over. Do not tighten the thread wraps yet!



4. Gently pull the wing assembly up and hold it between the left forefinger and thumb. Now pull the thread tight. Add three more turns of thread to hold the wing in place. The reason we do this is to make sure the stems in the wings are "in line" with the swept back fibers. The fish don't care but we like the wings to look symmetrical!.



5. Wrap a thread dam in front of the wings, crisscross between them and trim off the excess feather tips. Place the tips in a clothespin for future reference.



6. Apply the body, the hackle, a whip-finish and a drop of head cement to complete the fly. Now, that's a good looking wing AND it's easy to tie as well!





SOUTH SOUND FLY FISHERS Officers, Directors, Chairs			
Position		2024	2025
Officers	President	Jared Wood	Jared Wood
	Vice President	Max Doerge	Max Doerge
	Secretary	Open	Veronica Smolen
	Treasurer	Lee Yeager	Lee Yeager
	Director at Large	Tim Veneziano	Murray Boulware
	Director at Large	Open	Bruce Lincoln
Chairs	Conservation	Open	Tim Veneziano
	Education	Randy Allen	Randy Allen
	Fundraising	Kevin Angevine	Kevin Angevine
	Membership	Phil Jaramillo	Phil Jaramillo
	Outings Chair	Doug Dunster	Open
	Programs	Lee Yeager	Open
	Webmaster/Facebook	Vic Andrade	Vic Andrade
	Newsletter Editor	Dave Brombach	Dave Brombach
	FFI/Gov't	Mike Clancy	Mike Clancy

If you are interested in filling an open seat, please contact the President or Vice President at southsoundflyfishers.org/contact/

<u>Board Of Directors Meetings</u>	<u>Club Membership Meetings</u>
2024 - Dec 2	2024 - Dec - No meeting
South Sound Fly Fishers - 2025 Meeting Dates	
Jan 7 (in person)	Jan 21
Feb 4	Feb 18
Mar 4	Mar 18
Apr 1 (in person)	Apr 15
May 6	May 20
June 3 (in person)	June 17
July 1	July 15
Aug 5 (in person)	Aug 19
Sept 2	Sep 16
Oct 7 (in person)	Oct 21
Nov 4 (in person)	Nov 18
Dec 2 (in person)	Dec - No meeting

Board of Directors meetings are held the first Tuesday of every month starting at 7:00 PM with the noted exceptions as indicated above.

Club Meetings are conducted by Zoom and in-person at 7:00 PM the third Tuesday of every month except December. Zoom is open at 6:30 PM if you want to visit and talk fly fishing. In-person meetings are held at the North Olympia Fire Department located at 5046 Boston Harbor Road NE, Olympia, WA. 98506.

From the north - Use I-5 south exit 105B and stay right toward the port of Olympia. Follow the main road as it changes its name to East Bay Drive and then to Boston Harbor Road. About 4 miles north of the State Ave. signal is a Shell gas station; you'll find the Fire Department just past the Shell on the right side.

From the south - Use I-5 north exit 105 and stay right toward the port of Olympia. Go right (north) at the round-a-bout, then left at the Plum Street signal. Continue up Plum St. as it changes its name to East Bay Drive and then to Boston Harbor Road. About 4 miles north of the State Ave. signal is a Shell gas station; you'll find the Fire Department just past the Shell on the right side.

The meeting announcement and meeting Zoom code are sent to members and friends about a day ahead of the meeting by email. Website: southsoundflyfishers.org
 USPS Mail Address: SSFF, PO BOX 2792, Olympia WA 98507