



South Sound Fly Fishers

The Garden Hackle

Volume 26 Issue 4

April 2026

[Honoring Dave Field](#)[Membership dues are payable](#)[New Members](#)

Leader's Line

Bruce Lincoln, Club President



"How did you fall in, Eeyore?" asked Rabbit, as he dried him with Piglet's handkerchief.

"I didn't," said Eeyore.

"But how--"

"I was BOUNCED," said Eeyore.

"Oo," said Roo excitedly, "did somebody push you?"

"Somebody BOUNCED me. I was just thinking by the side of the river--thinking, if any of you know what that means--when I received a loud BOUNCE."

"Oh, Eeyore!" said everybody.

"Are you sure you didn't slip?" asked Rabbit wisely.

"Of course I slipped. If you're standing on the slippery bank of a river, and somebody BOUNCES you loudly from behind, you slip. What did you think I did?"

– A.A. Milne, *The House at Pooh Corner*

Boy, I get bounced now more than ever before. I have noticed that the ground seems harder than before. I have had to make adjustments because of this. I suspect that Eeyore had to start to use a wading stick and better boots as he was thinking at the side of the river.

If he picked up fly fishing he probably had to keep changing his glasses to tie his knots.

I do have Eeyore's habit of thinking (daydreaming) and I recently picked up a fly fishing magazine. It turned out to be a British publication, and I admit that I will not be daydreaming about fishing Loch - however you pronounce it. It just will not be on my to do list. I did get a different perspective on our craft. I also saw mention of a knot that I had not heard of before. It looked more simple for my addled eyes and fumbling fingers to tie than the clinch and improved clinch knot. It was called the Davy Knot and I suggest you try it. There are, of course, youtube videos on how to do it. I suggest the one with hemostats. For me it is faster, easier and I can frequently tie it without my glasses. That is as long as I can get the tippet through the eyelet.

I have been trying to encourage the use of the outing google group. So far two of the ad hoc outings that I have posted have been attended and I have met more of our group, and I

encourage more to use it. We had a nice day on the beach (no fish) and a nice day on a beautiful mountain lake (moderately successful). I will be out of town for about 3 weeks starting mid April so I will not be posting outings but I encourage others to do so.

As far as club business goes, we have completed the audit of the finances and the regular machinery of the club is running smoothly. Please catch up by reading the articles in the newsletter.

Bruce Lincoln
SSFF President

president@southsoundflyfishers.org



South Sound Fly Fishers - 2026 Meeting Dates	
Board Of Directors Meetings	Club Membership Meetings
Jan 13 - North Olympia Fire Station	Jan 20 - North Olympia Fire Station
Feb 10 - North Olympia Fire Station	Feb 17 - North Olympia Fire Station
Mar 10 - North Olympia Fire Station	Mar 17 - North Olympia Fire Station
Apr 14 - North Olympia Fire Station	Apr 21 - North Olympia Fire Station
May 12 - North Olympia Fire Station	May 19 - North Olympia Fire Station
June 9 - SouthBay Fire Station 81	June 16 - SouthBay Fire Station 81
July 14 - SouthBay Fire Station 81	July 21 - SouthBay Fire Station 81
Aug 11 - SouthBay Fire Station 81	Aug 18 - SouthBay Fire Station 81
Sept 8 - SouthBay Fire Station 81	Sep 15 - SouthBay Fire Station 81
Oct 13 - North Olympia Fire Station	Oct 20 - North Olympia Fire Station
Nov 10 - North Olympia Fire Station	Nov 17 - North Olympia Fire Station
Dec 8 - North Olympia Fire Station	No meeting this month

Board of Directors meetings are held the second Tuesday of every month starting at 6:30 PM.

Club Meetings are conducted in-person, and on certain months, via Zoom. Meetings begin at 7:00 PM on the third Tuesday of every month, except December. There will not be a general membership meeting in December. When the meeting will also be on Zoom, the code will be sent via email a few days prior to the meeting. The physical meeting location will open at 6:30 PM if you want to visit and talk fly fishing.

Our in-person meetings are generally held at the [North Olympia Fire Station](#) located at 5046 Boston Harbor Road NE, Olympia, WA. 98506. (Note the June-Sept exception above - our station is remodeling.)



Tobey Anderson will be presenting in April. As a Peace Corps volunteer and then an international school teacher Tobey Ishii Anderson has lived in various countries in Asia and Europe. She has had the good fortune to gather stories from many diverse cultures. She tells folktales collected while teaching abroad, and fish tales from being an avid fly fisher. She is a member of the Asian American Storytellers in Action and the South Sound Story Guild. Experiencing various genres of story has widened Tobey’s view as she fosters multicultural awareness and sensitivity during these interesting times.

The trip to Mongolia in search for a cultural and fishing adventure is what Tobey will share.

--
Wayne Dixon
Program Coordinator
South Sound Fly Fishers
email Dixonflies@gmail.com
ph: 360-701-7423





2026 Dues are now payable!

Thank you for continuing to support SSFF. It is that time of year again! 2026 dues are payable starting on January 1, 2026. Annual membership runs from January 1 to December 31.

Memberships Types:

- **Individual membership** - for an individual (*new membership includes a name tag and a club patch*).
- **Family membership** - includes a spouse or significant other (*new membership includes 2 name tags and 2 club patches*).

Annual Membership Dues Amounts:

- Renewing Individual or Family membership - \$40 (*no badge or club patch*)
- New Individual membership - \$45 (*includes a name badge and a club patch*)
- New Family membership - \$50 (*includes 2 name badges and 2 club patches*)

Returning members:

- Make your payment with PayPal or credit card - [Renewing Membership](#)
- Come to the next club meeting and pay your 2026 dues with cash, check, or credit card.

New members:

- Complete the membership application
 - Use the on-line form [On-line Membership Application](#) and make an electronic payment with PayPal or credit card - [Single Membership](#) or [Family Membership](#)

Download and complete the [US Mail Membership Application](#). Return it with a check (\$45 for individual membership / \$50 for family membership):

Sound Fly Fishers
PO Box 2792
Olympia, WA 98507

If you prefer, attend the next club meeting, April 21, 2026. Register, and pay your dues.

Your name badge(s) and club patch(es) will be available at a club meeting in the near future after joining.



We have completed our Introduction to Fly Fishing class. We enjoyed the camaraderie of 16 students, many of whom we have seen at our meetings, and will see in future classes.

We need to thank **Vic Andrade, Mike Clancy, Wayne Dixon, Max Doerge, Steve Farquhar, Don Freeman, Bert French, Bruce Lincoln, Jim Maus, Jim McAllister, Tim Mettier, Chris Tilton, and Lee Yeager**. These members are an integral part of our training efforts!

Continuing Education: At the March *Inside-Outing* special thanks go to **Kevin Angevine, Tim Bartley, and Wayne Dixon** for their help. **Wayne** presented his Entomology for several students who missed his in-class presentation. Everyone appreciates him teaching us about bugs and the flies we use. **Kevin** brought his fly-tying supplies and provided some tips and tricks to a new student. **Tim** is recognized by the FFI for his Gold level casting skills. He helped several appreciative fishers working out their casts that day. Thanks, guys!

Our next class will be seven weeks of casting. If you are interested in casting lessons, email us with your contact information (*Contact Us* on our web-site). By the time you read this we will have finalized class dates and locations. You will learn to cast to that fish, to manage your line on moving water, and to place your fly near your targeted fish. After that, let our mentors take you by the hand to help you apply the lessons to ensure your fishing success.

I would be remiss if I did not refer you to this month's article by Past President Don Freeman about the passing of our long-time friend, Dave Field. Don describes some of Dave's significant contributions to the Board of Directors and the club as a whole. Let me add Education's perspective on Dave.

Dave Field largely initiated and led the *Introduction to Fly Fishing* class. In 2017 our president Gene Rivers received a call from the Olympia Parks Department asking us to teach a one-night fly-tying class. Gene is a tyer and knew that a one night tying class was impossible to fulfill. Instead, he consulted with Dave Field about creating some kind of fly-fishing training for the City, and that was the beginning of the class we know today. I was privileged to work with Dave in developing the training materials along with contributions from Wayne Dixon, Don Freeman, and Jim Maus, and others.

Under Dave's leadership to meet our training objectives the class grew from two nights to five. Students enthusiastically attend and return to our follow-on training classes. In 2023 the Washington Council of Fly Fishers International recognized SSFF with the state club education award. In 2024 and again in 2025 two of our instructors were recognized by FFI as individual recipients of the education award for their contributions through this introductory training class.

When he led the development of our class Dave created something extremely meaningful. The public enroll in the class and are thrilled to get to know the SSFF. The club and its trainers have been awarded for education. All of this started with Dave leading the development of a class that Olympia Parks department could offer to the public.

Dave, we thank you for your friendship and leadership skills. We will always miss you. You are in every class we teach.

Here is our annual education program:

Introduction to Fly Fishing - Taught February - March.

What is fly fishing all about? Is this something I want to try?

Students learn fly fishing gear: rods, reels, lines and leaders, waders, boots, and floatation devices (boats). We discuss locating fish in rivers, lakes, and the salt water, as well as local fish species you'll encounter. Our evening on entomology teaches about the life cycles of various insects, and which artificial flies imitate them.

Students also learn three useful fly-fishing knots.

We include two Saturday mornings to introduce you to the basics of casting a fly rod.

Fly Casting - Taught in the spring, seven weeks. This class is for single-handed rod casting (not two-handed spey rods). You will cast a fly line for different situations including the wind. You'll also learn to "mend" your line to overcome the effect of moving river water on your line.

Introduction to Fly Tying - Taught weekly in the fall. Students receive plenty of individual attention as they learn to tie eight flies. After completing their homework, students will have tied 80 flies for their fly-boxes.

We teach a variety of flies useful anywhere including nymphs, streamers, and dry flies. After completion students can apply their skills to numerous other, similar fly patterns.

Please contact Randy with questions. <https://southsoundflyfishers.org/contact/>

Honoring Dave Field



It's with a heavy heart that I have to report that our long-time friend and club member/officer has left us. Dave Field passed away at his home at Ward Lake last week while holding his daughter's hand. Dave was a dedicated club member, a conscientious angler, and most of all a loyal and cherished friend. Few of us are as universally liked.

Looking through my old records I found that Dave's first office on the club board was as Secretary in 1997 and 1998. Over time he would fill at least seven positions on the board including Secretary, Treasurer, Fundraising, managing auctions and monthly raffle drawings, procuring prizes, and running the giveaways. Dave took over the newsletter for several years, bringing a fresh and enjoyable voice to the Garden Hackle. It is impressive now to realize that not only did Dave Field fill all of these posts with skill and diligence, he often did several jobs at once. The most challenging was serving as both Secretary and Treasurer simultaneously.

In 2013 Dave was elected to both Secretary and Treasurer and remained on through the 2014 year. During that time the current president stopped coming to both club and board meetings. It was discovered that during the previous period many required functions had ceased to occur. Working with the Vice President, Dave renewed the club license with the Secretary of State, IRS filings were updated, and the club insurance was reinstated. Reviewing the club bylaws they learned that the version, written decades prior, no longer described viable quorum numbers and that election parameters needed updating. Dave led the updates to the bylaws which were approved by the club members.

It's important to note that because SSFF is a 501 (c) (3) entity, money is held in trust; meticulous minutes of all board meetings, financial transactions, and public disclosure are required by law. As Secretary and Treasurer Dave kept the club records diligently and current with regulations.

In addition to his prior Al Harger award, last November Dave was awarded the Dale Sweeney award for his important work and his lifetime service. Those of us who served and played with Dave miss him and admire his legacy.

Dave's friend,
Don Freeman



I hope everyone had a blessed Easter like I did! With winter steelhead season coming to an end, I was invited by a good friend to join him on a guided trip out on the Cowlitz with his brother and daughter. Easter weekend had beautiful weather, and I had the most incredible day on a beast of a jet sled! Wearing sweatpants and a Hoodie it was the comfiest fishing I have ever done! We netted 8 hatchery and I caught 2 wild fish and one was a Hog!

Speaking of a Columbia River tributary, this month I`m highlighting a conservation issue about the Columbia River sea lion management plan. Sea lions have become a predator problem, and something needs to be done to give our endangered fish a fighting chance. I`ll try not to beat the sea lion to death!

Here is the link to the [Details of the new Marine Mammal Protection Act 120\(f\) permit](#) and frequently asked questions.

Also check out [Marie Gluesenkamp Perez, Washington's third district Congresswomen website](#), stepping up and speaking out about this issue. See her in action and the great work she is doing for her constituents.

Sea Lions and endangered fish on a Collision Course

A conservation battle is unfolding on the Columbia River, where rebounding sea lion populations are putting immense pressure on already fragile salmon and steelhead stocks, many of which are protected under the Endangered Species Act.

This complex issue has forced state and tribal wildlife managers into the controversial but necessary position of lethally removing sea lions to give iconic fish runs a fighting chance at survival. Today, fish numbers have plummeted to a fraction of their former glory and now, a new and significant threat has emerged, and sea lion populations are growing in large numbers.

The Marine Mammal Protection Act of 1972 was a major conservation success, allowing California sea lion populations to swell from around 30,000 to an estimated 300,000.

However, this recovery has had unintended consequences. A growing number of male sea lions now migrate into the Columbia River, where they have learned to exploit bottlenecks like the Bonneville Dam. At these locations, migrating salmon and steelhead are funneled into narrow fish ladders, becoming an easy meal for the opportunistic predators. The impact is stark. At Bonneville Dam, sea lions, particularly the larger Steller sea lions, consume thousands of salmonids each year.

In response, the Washington Department of Fish and Wildlife (WDFW), alongside Oregon, Idaho, and several Native American tribes, has been granted federal authority to lethally remove a certain number of California and Steller sea lions. In 2020 the feds passed a law that permitted agencies and tribes to trap and kill 540 California sea lions and 176 Steller sea lions.

This is not a decision taken lightly. Non-lethal methods, such as hazing with pyrotechnics and rubber bullets, have proven largely ineffective as the sea lions quickly learn that these deterrents are not a real threat. Relocating the animals has also failed, as they are remarkably resilient and quickly return to their known food source.

The process is expensive, with estimates reaching \$38,000 per sea lion removed. Why are we spending so much to relocate a single sea lion, only for it to return before the next one is even caught? This task should be handled by our salaried conservation officers through lethal removal, or turned over to the Washington State Tribal Nations. Many Indian tribes are asking the state to allow them to handle the problem themselves. It's part of their heritage and it will cost the taxpayers nothing. When the Fed permit was coming to an end in 2025 only 230 were euthanized.

Wildlife managers find themselves in a difficult position of risk management. With sea lion populations healthy and robust, and many salmon and steelhead stocks on the brink of disappearing forever, they argue that targeted lethal removal is a necessary tool to protect the more vulnerable species. An extension of the permit was approved in Aug. of 2025, which allows for the remainder of the authorized lethal removals to be used through Aug. 2030. Let's hope that in this time frame WDFW capitalizes on euthanizing as many as possible in the sensitive areas where we see rafts of sea lions across the state gorging on endangered fish.

The goal is not to eradicate the sea lions, but to break the learned behavior of preying on endangered fish at critical migration points, thereby giving the salmon and steelhead a chance to reach their spawning grounds and secure a future for their species in the Columbia River Basin.



South Sound Fly Fishers

Membership Report - April 2026

Total membership as of this date: 51

Total new members in 2026: 7

Please welcome the following new members.

- Lawrence Fitzgerald is from the Yakima and joined on 2/18/26.
- Jim West from Bend, OR and he joined on 2/19/26.
- Jim Medlen from Olympia. Jim joined our SSFF club on 2/17/26.
- Mark Vary from Lacey. Mark joined our SSFF club on 3/17/26.
- Greg Rayl joined our SSFF club on 3/23/26. He is from Tumwater.


Welcome to our South Sound Fly Fishers organization. We look forward to your membership and participation in our club events.

A friendly reminder that 2026 Membership Dues were due in January. Club Membership and Dues runs from January 1 to December 31. Please see detailed [Membership information in the Treasurer's](#) section of this newsletter.



Washington State Council of Fly Fishers International (WSCFFI) & Government Affairs

Mike Clancy, Chair



Fly Fishing International (FFI), WSCFFI & SSFF Events for 2026

**Washington FFI Fly Casting & Tying Fair
April 19, 2026
Pickering Barn Park, Issaquah, WA.**

Our premier casting and tying event will again be conducted in Issaquah next month with an expanded roster of classes and instructors. Details on classes and registration will appear in the next WSCFFI newsletter.

**Women Connect Missouri River Rendezvous
May 22-24, 2026
Craig, MT.**

Join FFI Women Connect for a weekend of fly fishing and social events on the Missouri River. This two-day event will be hosted by guide Trisha Campbell and WSCFFI Director Marion Hiller. Both are FFI Casting Instructors. For details go to [Women Connect Missouri River Rendezvous](#). This is a **free** event. You do need to reserve a spot if you wish to attend.

Northwest Youth Conservation and Fly Fishing Academy
June 20-27, 2026
Panhandle Lake 4H Camp, Shelton, WA.

The Academy is a week of fly casting, fly tying, fishing in Panhandle's private/stocked lake, and casting to Cutthroats in local streams and rivers. The Academy is full, which includes 3 young ladies this year.

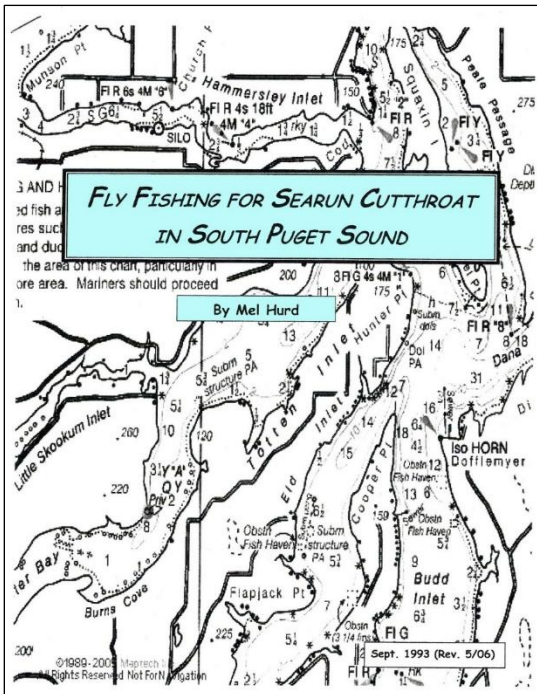
New MyWDFW app

WDFW has announced that its new MyWDFW mobile application is now available for free download in the GooglePlay and Apple app stores.

2026 licenses are for sale now and valid at the start of the new license year on April 1, 2026. The app is available for hunters and anglers to plan ahead for the season.

One of my responsibilities with the WSCFFI is to forward press releases to clubs and individuals published by WDFW. If you would like me to include you in my mailing, please send your request to <https://southsoundflyfishers.org/contact/>

Fly Fishing for Searun Cutthroat in South Puget Sound
By Mel Hurd, longtime member of SSFF, Olympia



This is a 20-page booklet written by Mel Hurd. This is an absolutely a wonderful guide to fish for our searun cutthroat in our back yard. We request a minimum of \$10 donation, or more.

To order your copy go to the Donation page of our club's website, [Sea Run Cutthroat Fishing Guide](#), fill out the form, and submit your payment. Payment can be made via the PayPal link below the form. If you prefer you may mail a check to our treasurer at:
SSFF P.O. Box 2792
Olympia WA 98507

As soon as our Treasurer receives your donation the booklet will be mailed to you. It is so easy to read and learn.



Spring Fly Fishing Outing - Deep Lake at Millersylvania State Park

There's something special about early spring mornings on the water—cool air, quiet forests, and rising trout. We're planning a relaxed fly fishing outing to Deep Lake at Millersylvania State Park, and it's a great opportunity for anglers who enjoy a slower pace, good company, and a beautiful setting.

Deep Lake is one of the most accessible and scenic trout lakes in our area. Located inside Millersylvania State Park, the lake is known for its calm water, healthy trout population, and easy shoreline access. For those who prefer not to hike far or wade deep, there are several convenient spots along the bank and near the dock that make casting comfortable and safe.

This outing is especially friendly for senior anglers. We'll keep things unhurried, with plenty of time to set up gear, share tips, and enjoy the surroundings. Whether you're an experienced fly fisher or just getting back into it, this is meant to be a relaxed day on the water rather than a race to catch the most fish.

Outing Details

- Location: Deep Lake, Millersylvania State Park, Washington
- Meeting Date: Saturday, April 25
- Meeting Time: 8:00 AM at the Deep Lake boat launch and fishing dock area
- Fishing Time: 8:30 AM - around 2:00 (stay longer the weather lets you)

Parking Information

Parking is available in the main Deep Lake day-use parking lot, located just a short walk from the fishing dock and shoreline access areas. A **Washington State Discover Pass is required for parking within the park**. If you don't have one, daily passes are available online or at park kiosks.

We've chosen this location because it's one of the more comfortable spots for anglers who prefer easy access:

Parking is close to the lake, minimizing walking distance. The fishing dock provides stable footing and room for casting. Several shoreline spots with gentle slopes allow for easy access without steep banks. Benches and picnic tables nearby offer places to rest, tie flies, or enjoy coffee. Restrooms are located near the main day-use area. Feel free to bring a camp chair or small folding stool if you like to sit while fishing.

Recommended Gear

- Bring your 5-6 weight fly rod
- floating line
- a selection of simple stillwater flies such as:
 - Woolly Buggers
 - Chironomids
 - Balanced Leeches
 - Small olive or black leech patterns

A slow retrieve near the shoreline often works well at Deep Lake, especially during the cooler morning hours when trout cruise the edges.

Don't forget layered clothing, polarized glasses, and a thermos of coffee or tea.

Most importantly, this outing is about enjoying time outdoors together—casting a line, sharing stories, and appreciating one of Washington's beautiful state parks.

We hope you can join us for a relaxing morning of fly fishing at Deep Lake.

Tight lines!
Jesse





South Sound Fly Fishers - 2026 Outings

January 24	Munn Lake	Trout / Crappie	PHW Breakfast
February 14-15	Fly Fishing Show - WSCFFI		Bellevue, WA
February 21	South Fork Toutle	Trout / Steelhead	
March 13-14	NW Fly Tyer & Fly Fishing Expo - OCFI		Albany, OR
March 21	Lake Lawrence	Trout, Bass, Perch & Bluegill	Breakfast or Lunch at Lake Diner
April 19	Washington FFI Fly Casting & Tying Fair		Issaquah, WA
April 25	Deep Lake	Trout	Millersylvania State Park
May 23	Carlise Lake (Onalaska)	Jumbo Trout	Breakfast at The Carlise
June 19-20	Leech Lake Campout	Trout	Camping/Hotels White Pass
July 24-26	Cowlitz Campout	Trout/Steelhead	Club dinner Fri or Sat Night
August 18	Annual Picnic		Scott Lake
August 22	Lake Kokanee	Trout	Thurston County
September TBD	SSFF Casting Event		Tumwater Historical Park
September 26	Potlatch State Park	Sea Run Cutthroat	
October 24	Wynoochee River	Coho/Chum	Twin Bridges County Park
November 11	Veterans Day Event		Location TBD
November 24	Fly Tying, 2027 Event Planning		River's Edge Tumwater Golf Course

Fundraising

Kevin Angevine, Chair



Do you have item(s) that you don't use?

Have you considered donating it/them to the club?

SSFF is registered as a not-for-profit corporation with the State of Washington and is an exempt organization under section 501(c)(3) of the Internal Revenue Code. Donations to SSFF may be tax deductible.

While SSFF operates in "Good Faith," all sales are considered "As-Is" condition. SSFF assumes no liability and the buyer purchases items at their own risk.

There are 2 ways that you as a **PAID member** may utilize this section of the newsletter.

- Donate an item(s) to the club, we will list it in our classifieds. All money from the sale of the item(s) will be added to the club's general fund. Contact our Fundraising Chair, Kevin Angevine via southsoundflyfishers.org/contact/

Thank you in advance for your donations.

- Private Sale - **available ONLY to current paid members**. List your item(s) in our classified as a private sale. No retail, business, or commercial sales are permitted. This will be a transaction between the seller and purchaser. The club will not act as an arbitrator nor as an agent for either party. The SSFF club will accept **no liability** in this transaction. Submit the info for this sale to southsoundflyfishers.org/contact/

Once the transaction is complete, a donation to the SSFF club in the amount of 20% of the sale price is suggested. This donation can be completed via the SSFF website [Donations and Support](https://southsoundflyfishers.org/Donations%20and%20Support).

The SSFF will list the item(s) in both our monthly newsletter and our website southsoundflyfishers.org

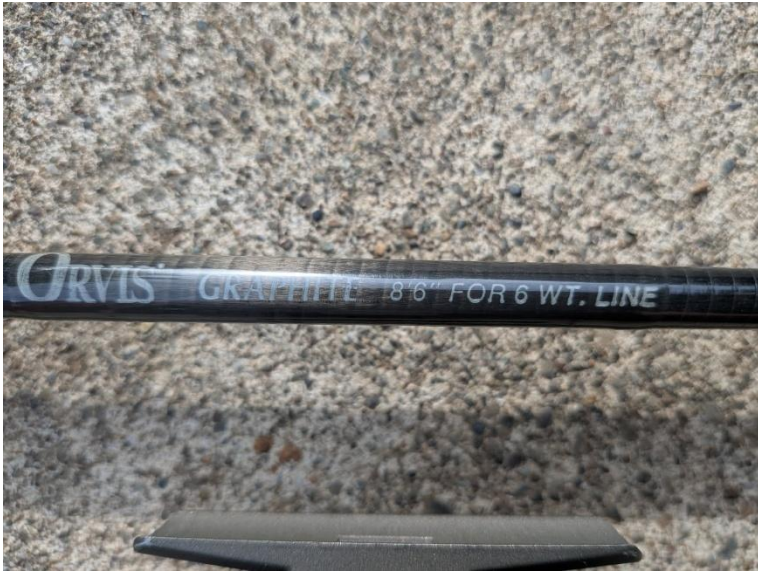
The format will include:

- a short description (20 words maximum)
- price
- contact information (**list only the contact info that you are comfortable listing**.)
- no photos will be accepted for a private sale.

Example:

XYZ fly rod & reel (5 wt) - \$100 - Contact John Doe (johndoe@xmail.com) 555-333-4444

Orvis Rod, 8'6", 6 weight rod with
Martin VFR reel with sinking tip line
\$135.00



Ceramic Fish
\$12.00



“General Practitioner”



Written by: Jim Ferguson

Photographed By: Jim Ferguson

Creator: Colonel Esmond Drury

The General Practitioner was devised by Colonel Esmond Drury for use in the River Test about 1953. This is one of the many shrimp patterns developed to get around the ban on using shrimp for bait in the pursuit of Atlantic

Salmon in England. The purpose of this pattern is to mimic the appearance of a prawn with the use of long hair for feelers and palmered body hackle to give the fly mobility. The General Practitioner has been an influential pattern in the development of modern North American steelhead flies. There have been many variations and interpretations of the recipe.

Thread: Red

Hook: Partridge N low water, Bartleet style, #1 , #2; Daiichi 2161 #1, #2 for summer GP's;

Tail: Hot orange bucktail extending 2" (or about one shank length) beyond bend of hook. Two small Golden Pheasant red neck feathers one above the other, concave to concave.

Rib: Fine oval gold tinsel

Body: Red Partridge N low water, Bartleet style, #1 , #2; Daiichi 2161 #1, #2 for summer GP's; Hot orange bucktail extending 2" (or about one shank length) beyond bend of hook. Two small Golden Pheasant red neck feathers one above the other, concave to concave. Fine oval gold tinsel Body is in three parts using hot orange Trilobal dubbing and the gold ribbing in each section. The hot orange body hackle follows right behind the oval rib. Middle section is longer than rear and front sections. Rear body is about 1/4 shank long. Middle section is 1/2 shank in length.

Body Hackle: Hot orange neck

Mid Body: Rib of oval gold tinsel, hot orange hackle palmered over hot orange Trilobal dubbing. Golden Pheasant red neck feather convex side up. Golden Pheasant tippet feather clipped to Vee-shape over to represent eyes.

Front Body: (Also called 3/4 body) Rib of oval gold, hot orange hackle palmered over hot orange Trilobal dubbing. Another Golden Pheasant red neck feather convex side up - can be omitted on smaller hook sizes



1. Mount in vise, attach thread, wrap a thread base to the rear a little past the drop off position (for this hook, halfway between hook point and barb point). Prepare the orange bucktail by cleaning out the underfur and staggering the ends. Tie in orange bucktail, make a few turns under the bucktail at the rear, wrap waste ends down the shank. Stagger trim the waste ends as you approach the eye return loop. Take thread back to tail tie in position.



2. Select two red neck feathers from the Golden Pheasant. Flatten the stems strip off the fibers on lower part of stem, pair them together concave sides out, and tie them in as a horizontal veiling over the tail.



3. Bind down the waste stems along the top of the hook shank to at least the halfway position. Trim the feather stem wastes.



4. Tie in the oval gold tinsel along the bottom of the hook shank while wrapping the tying thread to the rear.



5. Tie in a hot orange hackle just above the gold tinsel. Here you have a choice. Tie in by the butt with the larger fibers at the rear. This probably mimics the legs of the prawn with the longer fibers to the rear. I used a rather large neck feather and tied it in by the tip after folding it. My intention was to not crowd the hook gape



6. Wrap the thread back to the rib/ hackle tie in position. Make a dubbing loop and place the orange Trilobal dubbing into the loop (sparsely), spin the dubbing loop (Fig #6), wrap the dubbing forward to the 1/4 shank position, tie off the dubbing loop, wrap the rib forward and tie off, and trim rib waste.



7. Wrap the hackle forward keeping the hackle stem directly behind the oval tinsel. Pull the hackle fibers down and back. Stroke them down and back with pressure to keep them from being along the top of the hook shank.



8. Select another Golden Pheasant red neck feather. Flatten the feather stem before stripping off hackle fibers, helps the feather from rolling when tying it in. Strip off fibers from the stem. Tie in the feather with the convex side up. It should veil the rear body and overlap the back of the feather veiling the tail. Bind the stem waste down along the top of the shank.



9. You will want the feather to sit flat along the hook shank.



10. Select and prepare the Golden Pheasant tippet feather to be used as the eyes. The tippet feather needs to be trimmed to form a "Vee" as shown.



11. You might want to run a bead of Dave's Flexament or head cement along the underside of the two sides of the Vee



12. Tie on the Vee shaped tippet so it sits flat along the top of the hook shank. The black ends of the tippet should be just past the bend of the hook. Bind down the stem waste



13. The black ends of the tippet should be just past the bend of the hook.



14. Bring the thread back to the tippet tie in position. Tie another body section as done on the first section using a Trilobal dubbing loop, gold oval tinsel rib, and orange hackle.



15. This body section should end at the 3/4 body position. Pull down and back on the hackle. Trim wastes.



16. Prepare a larger red golden pheasant breast feather as before and tie it in so it is flat as possible on top and veils the body and part of the previously tied in breast feather.



17. Construct the third body section similar to the last section by wrapping an orange Trilobal dubbed loop to the front, wrapping a gold oval tinsel rib forward, wrapping an orange hackle forward directly behind the oval tinsel, pulling down the hackle fibers, and tying in a red Golden Pheasant breast feather over the top.



18. Trim all wastes and form a head. Use your thumb and first finger to press the hackles on the bottom up towards the shank and the red Golden Pheasant breast feathers down to make these elements hug the shank.



19. Use a couple of coats of cement on the head. Hopefully the feathers along the top of the shank will be centered along the line of the shank.



2026 SOUTH SOUND FLY FISHERS BOARD OF DIRECTORS

Officers	President	Bruce Lincoln
	Vice President	Chris Tilton
	Secretary	Veronica Smolen
	Treasurer	Lee Yeager
Chairs	Conservation	Christian Jordan
	Director at Large	Murray Boulware
	Director at Large	Bruce Baker
	Education	Randy Allen
	FFI/Gov't	Mike Clancy
	Fundraising	Kevin Angevine
	Membership	Phil Jaramillo
	Mentorship	Tim Bartley
	Newsletter Editor	Dave Brombach
	Outings	Jesse Bakke
	Past President	Jared Wood
	Programs	Wayne Dixon
	Webmaster/Facebook	Vic Andrade

SSFF Club Website: southsoundflyfishers.org
 USPS Mail Address: SSFF, PO BOX 2792, Olympia WA 98507
 SSFF Garden Hackle Newsletter
 © April 2026